

LEA Name : Lancaster SD
Address : 251 S Prince St
Lancaster , PA 17603

County : Lancaster
AUN Number : 113364002
LEA Type : SD

Annual Financial Report
Accuracy Certification Statement

For Fiscal Year Ending
6/30/2021

Pennsylvania Department of Education
&
Office of Comptroller Operations

PDE-2056: Intermediate Unit
PDE-2057: School District, AVTS/CTC, Charter School,
and Special Program Jointure

CERTIFICATION: By signing this page I agree that the electronic data submitted is a complete and accurate statement of the financial operations and status of the local education agency for the fiscal year. It has been prepared in accordance with generally accepted accounting principles and established Commonwealth of PA reporting guidelines.



Chief School Administrator Signature



Date



Board Secretary Signature



Date

Matthew Przywara

Contact Person

mrprzywara@sdlancaster.org

Contact Person E-mail Address

(717)735-7879

Ext :

Contact Person Telephone Number

Contact Person Fax Number

Audit Certification
Annual Financial Report:
For Fiscal Year Ending **6/30/2021**
(Pursuant to PA School Code Section 218(b))

LEA Name : Lancaster SD
AUN Number : 113364002
County : Lancaster

Audit Certification Due: 12/31/2021

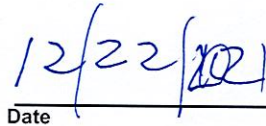
This certification is applicable to the Annual Financial Report data submitted through the Consolidated Financial Reporting System (CFRS).

CERTIFICATION: By signing this page I agree that the financial statements of the school have been properly audited as noted above pursuant to Article XXIV, and in the auditor's professional opinion, the Annual Financial Report (PDE-2057) submitted through CFRS is materially consistent with the audited financial statements.

Chief School Administrator




Signature

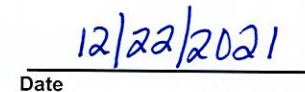


Date

Board Secretary



Signature



Date

Matthew Przywara

Contact Person

mrprzywara@sdlancaster.org

Contact Person E-mail Address

(717)735-7879

Ext :

Contact Person Telephone Number

Contact Person Fax Number

School District of Lancaster
Central Office Organizational Chart

School Board

Superintendent
(Rau)

Executive Assistant
(Marshall)

**Assistant
Superintendent of
Curriculum &
Instruction
(Powell)**

Art, Music, Humanities
& 21st Century Skills

Career &
Technology Education

College & Career
Readiness

Dual Language

Early Childhood

English Language Arts

English Learners

Extended Day/Year
Programs

Federal Entitlement
Programs

Instructional
Technology

International
Baccalaureate &
Middle Years Program

Math

Professional Learning
& Development

Science

Social Studies

Testing/Research &
Data Analysis

**Director of Schools
(Lopez, Interim)**

Principals

Alternative Education

Burrowes ES

Hamilton ES

Lafayette ES

Lincoln MS

Reynolds MS

Wheatland MS

**Director of Schools
(Benitez)**

Principals

Athletics

Buchanan ES

Carter & MacRae ES

Fulton ES

King ES

Martin K-8

McCaskey Campus

Price ES

Ross ES

Southeast MS

Washington ES

Wharton ES

Wickersham ES

Youth Intervention
Center

**Director of Student
Services
(Lopez)**

Community Schools &
Partnerships

Continuations &
Transfers

Families in Transition

Health Services

Parent Concerns /
District Hearings

Parent Involvement
& Relations

School Based
Behavioral Health

School Counseling/
Social Emotional
Learning

School Safety

Special & Gifted
Education

Student Assistance
Program

**Director of
Strategic
Communications
(Aurand)**

Community & Media
Relations

District
Publications

Marketing &
Branding

Social Media

Website
Content

**Chief of Finance
& Operations
(Przywara)**

Business & Finance

Capital Projects

Child Accounting

Facilities & Building
Operations

Food Services

Grant Development

Information
Technology

Payroll

Talent & Employee
Engagement

Transportation

**Chief of Talent
& Employee
Engagement
(Turns)**

Benefits

Certifications

Compensation &
Classification

Labor & Employee
Relations

On-Boarding

Professional
Development

Talent
Acquisition

Students and Educators

Social & Emotional
Support

Infrastructure and Support



Book	Policy Manual
Section	600 Finances
Title	GASB Statement 34
Code	622
Status	Active
Adopted	February 20, 2007
Last Revised	May 20, 2008

Purpose

The Board recognizes the need to implement the required accounting and financial reporting standards stipulated by the Pennsylvania Department of Education.[\[1\]](#)

The primary objectives of implementing the GASB Statement 34 are to assure compliance with state requirements, and properly account for both the financial and economic resources of the district.

Authority

Participation of the school district in any such activity shall be in accordance with Board policy.[\[2\]](#)

Delegation of Responsibility

The responsibility to coordinate the compilation and preparation of all information necessary to implement this policy is delegated to the Business Manager.

The designated individual shall be responsible for implementing the necessary procedures to establish and maintain a fixed asset inventory, including depreciation schedules. Depreciation shall be computed on a straight-line basis over the useful lives of the assets, using an averaging convention. Normal maintenance and repairs shall be charged to expense as incurred; major renewals and betterments that materially extend the life or increase the value of the asset shall be capitalized. A schedule of accumulated

depreciation shall be consistent from year to year. The basis for depreciation, including groups of assets and useful lives, shall be in writing and submitted for review to the Board.

The Business Manager shall prepare the required Management Discussion and Analysis (MD&A). The MD&A shall be in the form required by GASB Statement 34.

Prior to submission of the MD&A for Board approval, the district's independent auditors shall review the MD&A, in accordance with SAS No. 52, "Required Supplementary Information".

Guidelines

In order to associate debt with acquired assets and to avoid net asset deficits, any asset that has been acquired with debt proceeds shall be capitalized, regardless of the cost of the asset. The asset life of these assets shall be considered relative to the time of the respective debt amortizations.

For all other assets not acquired by debt proceeds, the dollar value of any single item for inclusion in the fixed assets accounts shall be not less than \$5,000.00.

The capitalization threshold shall be set at a level that will capture at least eighty percent (80%) of all fixed assets.

The assets listed below do not normally individually meet capitalization threshold criteria:

1. Library books.
2. Classroom texts.
3. Computer equipment.
4. Classroom furniture.

These asset category costs shall be capitalized and depreciated as groups when that group's acquisition cost exceeds the capitalization threshold in any given fiscal year.

For group asset depreciation purposes, the estimated useful life of the group may be based on the weighted average or simple average of the useful life of individual items, or on an assessment of the life of the group as a whole. Periodically, the district shall review the estimated life of groups of assets and adjust the remaining depreciation life of the group.

Assets that fall below the capitalization threshold for GASB 34 reporting purposes may still be significant for insurance, warranty service, and obsolescence/ replacement policy tracking purposes. The district may record and maintain these non-GASB 34 asset inventories in subsidiary ledgers.

Legal

1. 24 P.S. 613

2. 24 P.S. 218

<u>Val Number</u>	<u>Description</u>	<u>Justification</u>
12195	<p>REG: Current Year AFR Beginning Fund Balance must equal Prior Year AFR Ending Fund Balance. Justifications to this error must fully explain the situation that prompted a fund balance restatement. "Auditor Adjustment" is not a sufficient justification.</p> <p>Total Govt Funds, Beg Bal: \$63,810,896.00 PY Ending Bal, Govt Funds: \$0.00</p>	<p>Prior year data is not flowing through to the current year AFR as the Prior year AFR is not through final review. Amount was confirmed manually.</p>
12196	<p>REG - Fund 10: Current Year AFR Beginning Fund Balance must equal Prior Year AFR Ending Fund Balance. Justifications to this error must fully explain the situation that prompted a fund balance restatement. "Auditor Adjustment" is not a sufficient justification.</p> <p>REG Fund 10, Beg Fund Bal: \$30,986,997.00 PY Ending Fund Balance: \$0.00</p>	<p>Prior year data is not flowing through to the current year AFR as the Prior year AFR is not through final review. Amount was confirmed manually.</p>
12206	<p>REG - Fund 32: Current Year AFR Beginning Fund Balance must equal Prior Year AFR Ending Fund Balance. Justifications to this error must fully explain the situation that prompted a fund balance restatement. "Auditor Adjustment" is not a sufficient justification.</p> <p>REG Fund 32, Beg Fund Bal: \$13,222,105.00 PY Ending Fund Balance: \$0.00</p>	<p>Prior year data is not flowing through to the current year AFR as the Prior year AFR is not through final review. Amount was confirmed manually.</p>
12207	<p>REG - Fund 39: Current Year AFR Beginning Fund Balance must equal Prior Year AFR Ending Fund Balance. Justifications to this error must fully explain the situation that prompted a fund balance restatement. "Auditor Adjustment" is not a sufficient justification.</p> <p>REG Fund 39, Beg Fund Bal: \$4,606,407.00 PY Ending Fund Balance: \$0.00</p>	<p>Prior year data is not flowing through to the current year AFR as the Prior year AFR is not through final review. Amount was confirmed manually.</p>
12208	<p>REG - Fund 40: Current Year AFR Beginning Fund Balance must equal Prior Year AFR Ending Fund Balance. Justifications to this error must fully explain the situation that prompted a fund balance restatement. "Auditor Adjustment" is not a sufficient justification.</p> <p>REG Fund 40, Beg Fund Bal: \$14,995,387.00 PY Ending Fund Balance: \$0.00</p>	<p>Prior year data is not flowing through to the current year AFR as the Prior year AFR is not through final review. Amount was confirmed manually.</p>
16230	<p>REP Fund 51 – Net Position - Beginning of Fiscal Year must equal Prior Year AFR, Net Position - End of Year. Justifications to this error must fully explain the situation that prompted a fund balance restatement. "Auditor Adjustment" is not a sufficient justification.</p> <p>REP Fund 51 – Net Position - Beginning of Fiscal Year: \$1,515,528.00 REP Fund 51, Prior Year AFR, Net Position - End of Year: \$0.00</p>	<p>Prior year data is not flowing through to the current year AFR as the Prior year AFR is not through final review. Amount was confirmed manually.</p>

30118	Revenue Detail - Fund 40: A negative amount has been reported in account 6500 Earnings on Investments. Please correct or enter an explanation. REV Detail 6500, Fund 40: \$-634,258.00	Governmental accounting standards state that if overall investment income is negative it should be reported as revenue rather than as an expenditure.
30391	Revenue Detail: AFR amount must equal PDE FAI System amount. 7111, AFR Rev Detail: \$64,382,678.00 7111, PDE FAI System: \$63,752,277.63	An accrual of \$630,400 was in the AFR to account for the revenue due through 06/30/2021.
30501	Revenue Detail: AFR amount must equal PDE FAI system amount. 7311, AFR Rev Detail: \$1,268,699.00 7311, PDE FAI System: \$2,688,306.19	\$1,417,618 is due to an accrual for payments that were due from prior years Transportation report audit.
30560	Revenue Detail: Tax Revenue Data must be reported consistently for current and prior year. Correct the data or enter a justification. 6140, Current AFR Rev Detail: \$212,754.00 6140, Prior AFR Rev Detail: \$0.00	Prior year data is not flowing through to the current year AFR as the Prior year AFR is not through final review. Amount was confirmed manually.
30580	Revenue Detail: Tax Revenue Data must be reported consistently for current and prior year. Correct the data or enter a justification. 6143, Current AFR Rev Detail: \$212,754.00 6143, Prior AFR Rev Detail: \$0.00	Prior year data is not flowing through to the current year AFR as the Prior year AFR is not through final review. Amount was confirmed manually.
30590	Revenue Detail: Tax Revenue Data must be reported consistently for current and prior year. Correct the data or enter a justification. 6151, Current AFR Rev Detail: \$7,911,264.00 6151, Prior AFR Rev Detail: \$0.00	Prior year data is not flowing through to the current year AFR as the Prior year AFR is not through final review. Amount was confirmed manually.
30610	Revenue Detail: Tax Revenue Data must be reported consistently for current and prior year. Correct the data or enter a justification. 6153, Current AFR Rev Detail: \$2,360,053.00 6153, Prior AFR Rev Detail: \$0.00	Prior year data is not flowing through to the current year AFR as the Prior year AFR is not through final review. Amount was confirmed manually.
30635	Revenue Detail: Current Tax Revenue amount cannot exceed 50% variance from prior year amount. Correct the data or enter a justification. 6140, Current AFR Rev Detail: \$212,754.00 6140, Prior AFR Rev Detail: \$0.00	Prior year data is not flowing through to the current year AFR as the Prior year AFR is not through final review. Variance amount was confirmed manually.

LEA : 113364002 Lancaster SD

30655	<p>Revenue Detail: Current Tax Revenue amount cannot exceed 50% variance from prior year amount. Correct the data or enter a justification.</p> <p>6143, Current AFR Rev Detail: \$212,754.00 6143, Prior AFR Rev Detail: \$0.00</p>	<p>Prior year data is not flowing through to the current year AFR as the Prior year AFR is not through final review. Variance amount was confirmed manually.</p>
30665	<p>Revenue Detail: Current Tax Revenue amount cannot exceed 50% variance from prior year amount. Correct the data or enter a justification.</p> <p>6151, Current AFR Rev Detail: \$7,911,264.00 6151, Prior AFR Rev Detail: \$0.00</p>	<p>Prior year data is not flowing through to the current year AFR as the Prior year AFR is not through final review. Variance amount was confirmed manually.</p>
30685	<p>Revenue Detail: Current Tax Revenue amount cannot exceed 50% variance from prior year amount. Correct the data or enter a justification.</p> <p>6153, Current AFR Rev Detail: \$2,360,053.00 6153, Prior AFR Rev Detail: \$0.00</p>	<p>Prior year data is not flowing through to the current year AFR as the Prior year AFR is not through final review. Variance amount was confirmed manually.</p>
41005	<p>Expenditures have been reported in Function 1700 – Higher Education Programs for Secondary Students. Please confirm that these costs were for services provided to your school's secondary students. NOTE: Adult education programs and Community College sponsorship should be coded to Function 1600.</p> <p>Exp detail, Fund 10, Function 1700 total \$58,377.00</p>	<p>All of the costs reported in function 1700 are for Higher Education programs for Secondary Students through dual enrollment. No adult education program are paid for through the School District.</p>
42420	<p>Expenditure Detail: Total current year 2700-513 expenditure varies from prior year by 10%. Correct the data or enter a justification.</p> <p>2700-513, AFR Exp Detail: \$5,105,959.00 2700-513, PY AFR Amount: \$0.00</p>	<p>Prior year data is not flowing through to the current year AFR as the Prior year AFR is not through final review. Variance amount was confirmed manually.</p>
50116	<p>SOIN: Additions have been reported for General Obligation Bond/Note or Authority Building Obligations however, comparable entries have not been reported in Revenue Accounts 9110, 9120, 9200 representing the proceeds for this Other Financing Source.</p> <p>SOIN: GOB and ABO Additions: \$22,755,000.00 REG: Revenue code 9110,9120,9200: \$28,800,421.00</p>	<p>\$6,045,421 is the Long term collateral borrowing amount for FY21.</p>
50118	<p>SOIN: Reductions/Retirements have been reported for General Obligation Bonds, Authority Building Obligations and Other Long Term Debt however, comparable entries have not been reported in Governmental Fund Expenditure Functions 5110 & 5120, Objects 910 and 920. Please correct or provide a justification.</p> <p>SOIN: GOB, ABO, and Other Long Term Debt Retirements/Repayments: \$13,582,630.00 Governmental Funds Expenditure Detail: Function 5110/5120, Object 910/920: \$10,512,294.00</p>	<p>\$3,070,336 is the collateral borrowing amount reduction for FY21.</p>

50200	SOIN: All Governmental Fund - Other Long Term Debt/Extended Term Fin must include an amount for Amount Due Within One Year (Principal and Interest). Correct data or enter a justification.	There is no current amount due within one year for the extended term financing (collateral borrowing) line item.
50280	SOIN: Current Year AFR amount must equal Prior Year AFR amount. SOIN, Beg Bal, Gen Obl Bnds: \$162,194,000.00 PY Ending Bal, Gen Obl Bnds: \$0.00	Prior year data is not flowing through to the current year AFR as the Prior year AFR is not through final review. Amount was confirmed manually.
50281	SOIN: Current Year AFR amount must equal Prior Year AFR amount. SOIN, Beg Bal, Other Long Term Debt: \$6,081,710.00 PY Ending Bal, Other Long Term Debt: \$0.00	Prior year data is not flowing through to the current year AFR as the Prior year AFR is not through final review. Amount was confirmed manually.
50282	SOIN: Current Year AFR amount must equal Prior Year AFR amount. SOIN: Beg Bal, Net Pension Liability: \$293,219,414.00 SOIN: PY Ending Bal, Net Pension Liability: \$0.00	Prior year data is not flowing through to the current year AFR as the Prior year AFR is not through final review. Amount was confirmed manually.
50283	SOIN: Current Year AFR amount must equal Prior Year AFR amount. SOIN: Beg Bal, OPEB: \$39,383,996.00 SOIN: PY Ending Bal, OPEB: \$0.00	Prior year data is not flowing through to the current year AFR as the Prior year AFR is not through final review. Amount was confirmed manually.
50284	SOIN: Current Year AFR amount must equal Prior Year AFR amount. SOIN: Beg Bal, Compensated Absences: \$4,277,972.00 SOIN: PY Ending Bal, Compensated Absences: \$0.00	Prior year data is not flowing through to the current year AFR as the Prior year AFR is not through final review. Amount was confirmed manually.
50400	SESS - 2120 Guidance Services: SESS Schedule amounts for Special Education vary from prior year by 40% or more. Correct the data or enter a justification. SESS Schedule 2120: \$1,012,049.00 Prior Year SESS Schedule 2120: \$0.00	Prior year data is not flowing through to the current year AFR as the Prior year AFR is not through final review. Variance amount was confirmed manually.
50410	SESS - 2140 Psychological Services: SESS Schedule amounts for Special Education vary from prior year by 40% or more. Correct the data or enter a justification. SESS Schedule 2140: \$349,571.00 Prior Year SESS Schedule 2140: \$0.00	Prior year data is not flowing through to the current year AFR as the Prior year AFR is not through final review. Variance amount was confirmed manually.
50430	SESS - 2160 Social Work Services: SESS Schedule amounts for Special Education vary from prior year by 40% or more. Correct the data or enter a justification. SESS Schedule 2160: \$196,288.00 Prior Year SESS Schedule 2160: \$0.00	Prior year data is not flowing through to the current year AFR as the Prior year AFR is not through final review. Variance amount was confirmed manually.

50440	<p>SESS - 2260 Instruction and Curriculum Development Services: SESS Schedule amounts for Special Education vary from prior year by 40% or more. Correct the data or enter a justification.</p> <p>SESS Schedule 2260: \$355,157.00 Prior Year SESS Schedule 2260: \$0.00</p>	<p>Prior year data is not flowing through to the current year AFR as the Prior year AFR is not through final review. Variance amount was confirmed manually.</p>
50450	<p>SESS - 2350 Legal and Accounting Services: SESS Schedule amounts for Special Education vary from prior year by 40% or more. Correct the data or enter a justification.</p> <p>SESS Schedule 2350: \$56,060.00 Prior Year SESS Schedule 2350: \$0.00</p>	<p>Prior year data is not flowing through to the current year AFR as the Prior year AFR is not through final review. Variance amount was confirmed manually.</p>
50460	<p>SESS - 2420 Medical Services: SESS Schedule amounts for Special Education vary from prior year by 40% or more. Correct the data or enter a justification.</p> <p>SESS Schedule 2420: \$221,173.00 Prior Year SESS Schedule 2420: \$0.00</p>	<p>Prior year data is not flowing through to the current year AFR as the Prior year AFR is not through final review. Variance amount was confirmed manually.</p>
50470	<p>SESS - 2440 Nursing Services: SESS Schedule amounts for Special Education vary from prior year by 40% or more. Correct the data or enter a justification.</p> <p>SESS Schedule 2440: \$356,676.00 Prior Year SESS Schedule 2440: \$0.00</p>	<p>Prior year data is not flowing through to the current year AFR as the Prior year AFR is not through final review. Variance amount was confirmed manually.</p>
50480	<p>SESS - 2700 Student Transportation Services: SESS Schedule amounts for Special Education vary from prior year by 40% or more. Correct the data or enter a justification.</p> <p>SESS Schedule 2700: \$1,198,831.00 Prior Year SESS Schedule 2700: \$0.00</p>	<p>Prior year data is not flowing through to the current year AFR as the Prior year AFR is not through final review. Variance amount was confirmed manually.</p>
60108	<p>ICR - Restricted Rate Adjustment, Head of Component names in Account 2511 must match names in Paid Leave schedule when Leave Payout is greater than zero</p>	<p>Checked and re-entered the names in both places, but still receiving error. Not sure what is causing it.</p>

LEA : 113364002 Lancaster SD

Printed 12/22/2021 3:31:28 PM

Amounts Expressed in Whole Dollars		<u>General Fund</u> <u>(10)</u>	<u>Student Sponsored</u> <u>Activity Fund</u> <u>(21)</u>	<u>Public Purpose Trust</u> <u>(27)</u>	<u>Other Compt Approved</u> <u>(28)</u>	<u>Athletic / Activity</u> <u>(29)</u>
Assets And Deferred Outflows Of Resources						
Assets						
0100	Cash and Cash Equivalents	22,139,793				
0110	Investments	240,000				
0120	Taxes Receivable	4,080,457				
0130	Due From Other Funds	5,002,111				
0141	Due From Other Governments	29,099,640				
0142	State Revenue Receivable					
0143	Federal Revenue Receivable					
0145	Other Intergovernmental Revenue Receivable					
0146	Due from Primary Government					
0147	Due from Component Unit					
0150	Other Receivables	2,897,092				
0170	Inventories	207,895				
0180	Prepaid Expenses (Expenditures)	82,844				
0190	Other Current Assets	1,682,568				
Total Assets		\$65,432,400				
0910	Deferred Outflows of Resources					
Total Assets And Deferred Outflows Of Resources		\$65,432,400				

LEA : 113364002 Lancaster SD

Printed 12/22/2021 3:31:28 PM

Amounts Expressed in Whole Dollars		<u>Capital Reserve (690.</u> <u>1850)</u> <u>(31)</u>	<u>Capital Reserve (1431)</u> <u>(32)</u>	<u>Other Capital Projects</u> <u>Fund</u> <u>(39)</u>	<u>Debt Service</u> <u>(40)</u>	<u>Permanent</u> <u>(90)</u>
Assets And Deferred Outflows Of Resources						
Assets						
0100	Cash and Cash Equivalents		13,285,390	15,982,118	847	
0110	Investments				17,437,723	
0120	Taxes Receivable					
0130	Due From Other Funds					
0141	Due From Other Governments					
0142	State Revenue Receivable					
0143	Federal Revenue Receivable					
0145	Other Intergovernmental Revenue Receivable					
0146	Due from Primary Government					
0147	Due from Component Unit					
0150	Other Receivables					
0170	Inventories					
0180	Prepaid Expenses (Expenditures)					
0190	Other Current Assets					
Total Assets			\$13,285,390	\$15,982,118	\$17,438,570	
0910	Deferred Outflows of Resources					
Total Assets And Deferred Outflows Of Resources			\$13,285,390	\$15,982,118	\$17,438,570	

LEA : 113364002 Lancaster SD

Printed 12/22/2021 3:31:28 PM

Amounts Expressed in Whole Dollars		<u>Total Governmental</u>
		<u>Funds</u>
Assets And Deferred Outflows Of Resources		
Assets		
0100 Cash and Cash Equivalents	51,408,148	
0110 Investments	17,677,723	
0120 Taxes Receivable	4,080,457	
0130 Due From Other Funds	5,002,111	
0141 Due From Other Governments	29,099,640	
0142 State Revenue Receivable		
0143 Federal Revenue Receivable		
0145 Other Intergovernmental Revenue Receivable		
0146 Due from Primary Government		
0147 Due from Component Unit		
0150 Other Receivables	2,897,092	
0170 Inventories	207,895	
0180 Prepaid Expenses (Expenditures)	82,844	
0190 Other Current Assets	1,682,568	
Total Assets	\$112,138,478	
0910 Deferred Outflows of Resources		
Total Assets And Deferred Outflows Of Resources	\$112,138,478	

LEA : 113364002 Lancaster SD

Printed 12/22/2021 3:31:28 PM

Amounts Expressed in Whole Dollars	<u>General Fund</u> <u>(10)</u>	<u>Student Sponsored</u> <u>Activity Fund</u> <u>(21)</u>	<u>Public Purpose Trust</u> <u>(27)</u>	<u>Other Compt Approved</u> <u>(28)</u>	<u>Athletic / Activity</u> <u>(29)</u>
Liabilities And Deferred Inflows Of Resources And Fund Balances					
Liabilities					
0400 Due to Other Funds					
0411 Due to Other Governments					
0412 Due to Primary Government					
0413 Due to Component Unit					
0420 Accounts Payable	9,149,617				
0430 Contracts Payable					
0440 Current Portion of Long-Term Debt					
0450 Short-Term Payables					
0461 Accrued Salaries and Benefits	25,894,267				
0462 Payroll Deductions and Withholding					
0480 Unearned Revenues	1,133,678				
0490 Other Current Liabilities					
Total Liabilities	\$36,177,562				
0950 Deferred Inflows of Resources	3,805,695				
Fund Balances					
0810 Nonspendable Fund Balance	290,739				
0820 Restricted Fund Balance					
0830 Committed Fund Balance	5,000,000				
0840 Assigned Fund Balance	2,948,215				
0850 Unassigned Fund Balance	17,210,189				
Total Fund Balances	\$25,449,143				
Total Liabilities, Deferred Inflows Of Resources And Fund Balances	\$65,432,400				

LEA : 113364002 Lancaster SD

Printed 12/22/2021 3:31:28 PM

Amounts Expressed in Whole Dollars		<u>Capital Reserve (690.</u> <u>1850)</u> <u>(31)</u>	<u>Capital Reserve (1431)</u> <u>(32)</u>	<u>Other Capital Projects</u> <u>Fund</u> <u>(39)</u>	<u>Debt Service</u> <u>(40)</u>	<u>Permanent</u> <u>(90)</u>
Liabilities And Deferred Inflows Of Resources And Fund Balances						
Liabilities						
0400	Due to Other Funds			2,327,556		
0411	Due to Other Governments					
0412	Due to Primary Government					
0413	Due to Component Unit					
0420	Accounts Payable		54,348	2,049,268		
0430	Contracts Payable					
0440	Current Portion of Long-Term Debt					
0450	Short-Term Payables					
0461	Accrued Salaries and Benefits					
0462	Payroll Deductions and Withholding					
0480	Unearned Revenues					
0490	Other Current Liabilities					
Total Liabilities			\$54,348	\$4,376,824		
0950	Deferred Inflows of Resources					
Fund Balances						
0810	Nonspendable Fund Balance					
0820	Restricted Fund Balance		13,231,042	11,605,294	17,438,570	
0830	Committed Fund Balance					
0840	Assigned Fund Balance					
0850	Unassigned Fund Balance					
Total Fund Balances			\$13,231,042	\$11,605,294	\$17,438,570	
Total Liabilities, Deferred Inflows Of Resources And Fund Balances			\$13,285,390	\$15,982,118	\$17,438,570	

LEA : 113364002 Lancaster SD

Printed 12/22/2021 3:31:28 PM

Amounts Expressed in Whole Dollars		<u>Total Governmental</u> <u>Funds</u>
Liabilities And Deferred Inflows Of Resources And Fund Balances		
Liabilities		
0400 Due to Other Funds	2,327,556	
0411 Due to Other Governments		
0412 Due to Primary Government		
0413 Due to Component Unit		
0420 Accounts Payable	11,253,233	
0430 Contracts Payable		
0440 Current Portion of Long-Term Debt		
0450 Short-Term Payables		
0461 Accrued Salaries and Benefits	25,894,267	
0462 Payroll Deductions and Withholding		
0480 Unearned Revenues	1,133,678	
0490 Other Current Liabilities		
Total Liabilities	\$40,608,734	
0950 Deferred Inflows of Resources	3,805,695	
Fund Balances		
0810 Nonspendable Fund Balance	290,739	
0820 Restricted Fund Balance	42,274,906	
0830 Committed Fund Balance	5,000,000	
0840 Assigned Fund Balance	2,948,215	
0850 Unassigned Fund Balance	17,210,189	
Total Fund Balances	\$67,724,049	
Total Liabilities, Deferred Inflows Of Resources And Fund Balances	\$112,138,478	

LEA : 113364002 Lancaster SD

Printed 12/22/2021 3:31:52 PM

Amounts Expressed in Whole Dollars	<u>General Fund</u> <u>(10)</u>	<u>Student Sponsored</u> <u>Activity Fund</u> <u>(21)</u>	<u>Public Purpose Trust</u> <u>(27)</u>	<u>Other Compt Approved</u> <u>(28)</u>	<u>Athletic / Activity</u> <u>(29)</u>
Revenues					
6000 Revenue from Local Sources	93,750,767				
7000 Revenue from State Sources	118,026,580				
8000 Revenue from Federal Sources	25,405,131				
Total Revenues	\$237,182,478				
Expenditures					
1000 Instruction	145,384,276				
2000 Support Services	78,204,058				
3000 Operation of Non-Instructional Services	2,311,449				
4000 Facilities Acquisition, Construction and Improvement Services	804,640				
5110 Debt Service	19,158,932				
5130 Refund of Prior Year Revenues / Receipts					
Total Expenditures	\$245,863,355				
Excess (Deficiency) Of Revenues Over Expenditures	(\$8,680,877)				
Other Financing Sources (Uses)					
9110 Face Value of Bonds Issued					
9120 Proceeds from Refunding of Bonds					
9130 Bond Premiums					
9200 Proceeds from Extended-Term Financing	6,045,421				
9300 Interfund Transfers - IN	175,043				
9400 Sale of or Compensation for Loss of Fixed Assets					
9710 Transfers from Component Units					
9720 Transfers from Primary Governments					
9910 Other Financing Sources Not Listed in the 9000 Series					
9990 Insurance Recoveries					
5120 Debt Service – Refunded Bonds					
5150 Bond Discounts					
5200 Interfund Transfers – Out	3,077,441				
5300 Transfers Out to Component Units/Primary Governments					
Total Other Financing Sources (Uses)	\$3,143,023				

Amounts Expressed in Whole Dollars		<u>Capital Reserve (690.1850)</u> <u>(31)</u>	<u>Capital Reserve (1431)</u> <u>(32)</u>	<u>Other Capital Projects</u> <u>Fund</u> <u>(39)</u>	<u>Debt Service</u> <u>(40)</u>	<u>Permanent</u> <u>(90)</u>
Revenues						
6000	Revenue from Local Sources		8,937	5,111	(634,258)	
7000	Revenue from State Sources					
8000	Revenue from Federal Sources					
Total Revenues			\$8,937	\$5,111	(\$634,258)	
Expenditures						
1000	Instruction					
2000	Support Services			332,862		
3000	Operation of Non-Instructional Services					
4000	Facilities Acquisition, Construction and Improvement Services			19,011,900		
5110	Debt Service					
5130	Refund of Prior Year Revenues / Receipts					
Total Expenditures				\$19,344,762		
Excess (Deficiency) Of Revenues Over Expenditures			\$8,937	(\$19,339,651)	(\$634,258)	
Other Financing Sources (Uses)						
9110	Face Value of Bonds Issued			22,755,000		
9120	Proceeds from Refunding of Bonds					
9130	Bond Premiums			3,583,536		
9200	Proceeds from Extended-Term Financing					
9300	Interfund Transfers - IN				3,077,441	
9400	Sale of or Compensation for Loss of Fixed Assets					
9710	Transfers from Component Units					
9720	Transfers from Primary Governments					
9910	Other Financing Sources Not Listed in the 9000 Series					
9990	Insurance Recoveries					
5120	Debt Service – Refunded Bonds					
5150	Bond Discounts					
5200	Interfund Transfers – Out					
5300	Transfers Out to Component Units/Primary Governments					
Total Other Financing Sources (Uses)				\$26,338,536	\$3,077,441	

Amounts Expressed in Whole Dollars		<u>Total Governmental Funds</u>
Revenues		
6000 Revenue from Local Sources		93,130,557
7000 Revenue from State Sources		118,026,580
8000 Revenue from Federal Sources		25,405,131
Total Revenues		\$236,562,268
Expenditures		
1000 Instruction		145,384,276
2000 Support Services		78,536,920
3000 Operation of Non-Instructional Services		2,311,449
4000 Facilities Acquisition, Construction and Improvement Services		19,816,540
5110 Debt Service		19,158,932
5130 Refund of Prior Year Revenues / Receipts		
Total Expenditures		\$265,208,117
Excess (Deficiency) Of Revenues Over Expenditures		(\$28,645,849)
Other Financing Sources (Uses)		
9110 Face Value of Bonds Issued		22,755,000
9120 Proceeds from Refunding of Bonds		
9130 Bond Premiums		3,583,536
9200 Proceeds from Extended-Term Financing		6,045,421
9300 Interfund Transfers - IN		3,252,484
9400 Sale of or Compensation for Loss of Fixed Assets		
9710 Transfers from Component Units		
9720 Transfers from Primary Governments		
9910 Other Financing Sources Not Listed in the 9000 Series		
9990 Insurance Recoveries		
5120 Debt Service – Refunded Bonds		
5150 Bond Discounts		
5200 Interfund Transfers – Out		3,077,441
5300 Transfers Out to Component Units/Primary Governments		
Total Other Financing Sources (Uses)		\$32,559,000

Amounts Expressed in Whole Dollars		<u>General Fund</u> <u>(10)</u>	<u>Student Sponsored</u> <u>Activity Fund</u> <u>(21)</u>	<u>Public Purpose Trust</u> <u>(27)</u>	<u>Other Compt Approved</u> <u>(28)</u>	<u>Athletic / Activity</u> <u>(29)</u>
Special And Extraordinary Items						
9920	Special Items – Gains					
9930	Extraordinary Items – Gains					
5520	Special Items – Losses					
5530	Extraordinary Items – Losses					
Net Change In Fund Balances		(\$5,537,854)				
Fund Balance						
0001	Fund Balance - Beginning of Fiscal Year	30,986,997				
Fund Balance - End Of Year		\$25,449,143				

Amounts Expressed in Whole Dollars		<u>Capital Reserve (690.</u> <u>1850)</u> <u>(31)</u>	<u>Capital Reserve (1431)</u> <u>(32)</u>	<u>Other Capital Projects</u> <u>Fund</u> <u>(39)</u>	<u>Debt Service</u> <u>(40)</u>	<u>Permanent</u> <u>(90)</u>
Special And Extraordinary Items						
9920	Special Items – Gains					
9930	Extraordinary Items – Gains					
5520	Special Items – Losses					
5530	Extraordinary Items – Losses					
Net Change In Fund Balances			\$8,937	\$6,998,885	\$2,443,183	
Fund Balance						
0001	Fund Balance - Beginning of Fiscal Year		13,222,105	4,606,407	14,995,387	
Fund Balance - End Of Year			\$13,231,042	\$11,605,292	\$17,438,570	

Amounts Expressed in Whole Dollars		<u>Total Governmental Funds</u>
Special And Extraordinary Items		
9920	Special Items – Gains	
9930	Extraordinary Items – Gains	
5520	Special Items – Losses	
5530	Extraordinary Items – Losses	
Net Change In Fund Balances		\$3,913,151
Fund Balance		
0001	Fund Balance - Beginning of Fiscal Year	63,810,896
Fund Balance - End Of Year		\$67,724,047

LEA : 113364002 Lancaster SD

Printed 12/22/2021 3:31:56 PM

Amounts Expressed in Whole Dollars	<u>Food Service</u> (51)	<u>Child Care</u> <u>Operations</u> (52)	<u>Other Enterprise</u> (58)	<u>TOTAL</u>	<u>Internal Service</u> (60)
Assets And Deferred Outflows Of Resources					
Current Assets					
0100 Cash and Cash Equivalents	516,517			516,517	10,488,913
0110 Investments					
0130 Due From Other Funds	4,801,807			4,801,807	
0141 Due From Other Governments	952,086			952,086	
0142 State Revenue Receivable					
0143 Federal Revenue Receivable					
0146 Due from Primary Government					
0147 Due from Component Unit					
0150 Other Receivables	30,819			30,819	3,397
0170 Inventories	102,966			102,966	
0180 Prepaid Expenses (Expenditures)					
0190 Other Current Assets					
Total Current Assets	\$6,404,195			\$6,404,195	\$10,492,310
Noncurrent Assets					
0211 Land					
0212 Site Improvements (Net)					
0220 Buildings and Building Improvements (Net)					
0230 Machinery, Equipment and Furniture (Net)	289,034			289,034	
0250 Construction in Progress					
0260 Long Term Prepayments					
0290 Other Noncurrent Assets					
Total Noncurrent Assets	\$289,034			\$289,034	
0910 Deferred Outflows of Resources	812,409			812,409	
Total Assets And Deferred Outflows Of Resources	\$7,505,638			\$7,505,638	\$10,492,310

LEA : 113364002 Lancaster SD

Printed 12/22/2021 3:31:56 PM

Amounts Expressed in Whole Dollars	<u>Food Service</u> <u>(51)</u>	<u>Child Care</u> <u>Operations</u> <u>(52)</u>	<u>Other Enterprise</u> <u>(58)</u>	<u>TOTAL</u>	<u>Internal Service</u> <u>(60)</u>
Liabilities And Deferred Inflows Of Resources And Net Position					
Current Liabilities					
0400 Due to Other Funds					7,422,014
0411 Due to Other Governments					
0413 Due to Component Unit					
0420 Accounts Payable	84,976			84,976	1,437,212
0430 Contracts Payable					
0440 Current Portion of Long-Term Debt	3,453			3,453	
0450 Short-Term Payables					
0461 Accrued Salaries and Benefits	514,893			514,893	
0462 Payroll Deductions and Withholding					
0480 Unearned Revenues					
0490 Other Current Liabilities					
Total Current Liabilities	\$603,322			\$603,322	\$8,859,226
Noncurrent Liabilities					
0510 Bonds Payable					
0520 Extended-Term Financing Agreements Payable					
0530 Lease-Purchase Obligations					
0540 Accumulated Compensated Absences	37,426			37,426	
0550 Authority Lease Obligations					
0560 Other Post-Employment Benefits (OPEB)					
0570 Net Pension Liability	5,544,453			5,544,453	
0599 Other Noncurrent Liabilities					
Total Noncurrent Liabilities	\$5,581,879			\$5,581,879	
Total Liabilities	\$6,185,201			\$6,185,201	\$8,859,226
0950 Deferred Inflows of Resources	140,903			140,903	
Net Position					
0791 Net Investment in Capital Assets	289,034			289,034	
0008 Restricted Net Position (0792 – 0798)					
0799 Unrestricted Net Position	890,500			890,500	1,633,084
Total Net Position	\$1,179,534			\$1,179,534	\$1,633,084
Total Liabilities And Deferred Inflows Of Resources And Net Position	\$7,505,638			\$7,505,638	\$10,492,310

Amounts Expressed in Whole Dollars	Food Service (51)	Child Care Operations (52)	Other Enterprise (58)	TOTAL	Internal Service (60)
Operating Revenues					
6600 Food Service Revenue	80,859			80,859	
0071 Charges for Services					22,016,888
0072 Other Operating Revenue					
Total Operating Revenues	\$80,859			\$80,859	\$22,016,888
Operating Expenses					
100 Personnel Services – Salaries	1,090,342			1,090,342	
200 Personnel Services – Employee Benefits	1,240,710			1,240,710	25,224,223
300 Purchased Professional and Technical Services					1,208,831
400 Purchased Property Services	40,239			40,239	
500 Other Purchased Services	382			382	
600 Supplies	1,836,989			1,836,989	185
740 Depreciation	72,296			72,296	
810 Dues and Fees	714			714	82,024
880 Refunds of Prior Years' Receipts					
890 Miscellaneous Expenditures					
Total Operating Expenses	\$4,281,672			\$4,281,672	\$26,515,263
Operating Income (Loss)	(\$4,200,813)			(\$4,200,813)	(\$4,498,375)
Non Operating Revenues (Expenses)					
6500 Earnings on Investments	748			748	2,394
6920 Contributions and Donations from Private Sources					
6930 Gains or Losses on Sale of Fixed Assets					
6991 Refunds of a Prior Year Expenditure					
7000 Revenue from State Sources	346,891			346,891	
8000 Revenue from Federal Sources	3,692,223			3,692,223	
9990 Insurance Recoveries					
820 Claims and Judgments Against the LEA					
830 Interest					
TOTAL Non Operating Revenues (Expenses)	\$4,039,862			\$4,039,862	\$2,394
Income (Loss) Before Contributions And Transfers	(\$160,951)			(\$160,951)	(\$4,495,981)

Amounts Expressed in Whole Dollars	<u>Food Service</u> <u>(51)</u>	<u>Child Care Operations</u> <u>(52)</u>	<u>Other Enterprise</u> <u>(58)</u>	<u>TOTAL</u>	<u>Internal Service</u> <u>(60)</u>
Contributions, Transfers, and Special and Extraordinary Items					
5200 Interfund Transfers – Out	175,043			175,043	
5300 Transfers Out to Component Units/Primary Governments					
5520 Special Items – Losses					
5530 Extraordinary Items – Losses					
9300 Interfund Transfers - IN					
9500 Capital Contributions					
9700 Transfers IN From Component Units/Primary Governments					
9920 Special Items – Gains					
9930 Extraordinary Items – Gains					
Change In Net Position	(\$335,994)			(\$335,994)	(\$4,495,981)
0002 Net Position - Beginning of Fiscal Year	1,515,528			1,515,528	6,129,065
0003 Accounting Changes / Residual Equity Transfers					
Net Position - End Of Year	\$1,179,534			\$1,179,534	\$1,633,084

LEA : 113364002 Lancaster SD

Printed 12/22/2021 3:32:27 PM

Amounts Expressed in Whole Dollars	<u>Food Service</u> <u>(51)</u>	<u>Child Care Operations</u> <u>(52)</u>	<u>Other Enterprise</u> <u>(58)</u>	<u>TOTAL</u>	<u>Internal Service(60)</u>
Cash Flows From Operating Activities					
0011 Cash Receipts From Users	54,177			54,177	
0012 Cash Receipts From Assessments Made to Other Funds					25,895,832
0013 Cash Receipts From Earnings on Investments					
0014 Cash Receipts From Other Operating Revenue	888,540			888,540	
0015 Cash Payments To Employees For Services	1,959,594			1,959,594	
0016 Cash Payments For Insurance Claims					26,658,704
0017 Cash Payments To Suppliers For Goods and Services	1,833,012			1,833,012	
0018 Cash Payments For Other Operating Expenses					
Net Cash Provided By (Used For) Operating Activities	(\$2,849,889)			(\$2,849,889)	(\$762,872)
Cash Flows From Non-Capital Financing Activities					
0021 Receipts From Local Sources - 6000					
0022 Receipts From State Sources - 7000	327,709			327,709	
0023 Receipts From Federal Sources -8000	3,172,150			3,172,150	
0024 Notes and Loans Received (Repaid)					
0025 Interest Paid on Notes/Loans - 5100-830					
0026 Operating Transfers In (Out)/Residual Equity Trans	(175,043)			(175,043)	
0027 Operating Transfers In (Out) Primary Government / Comp Unit					
0028 Receipts From Refund of Prior Year Expenditures - 6991					
0029 Special and Extraordinary Gains (losses)					
0030 Receipts from Insurance Recoveries -9990					
Net Cash Prov By (Used for) Non-Capital Financing Activities	\$3,324,816			\$3,324,816	
Cash Flows From Capital and Related Financing Activities					
0031 Payments For Fac Acq, Const, and Imp - 4000	(9,176)			(9,176)	
0032 Gain / (Loss) on Sale of Fixed Assets - 6930					
0033 Proceeds From Extended Term Financing - 9200					
0034 Principal Paid on Financing Agreements					
0035 Interest Paid on Financing Agreements - 5100-830					
0036 (Inc) Dec in Contributed Capital					
Net Cash Prov By (Used for) Capital and Related Financing Activities	(\$9,176)			(\$9,176)	
Cash Flows From Investing Activities					
0041 Earnings on Investments - 6500	748			748	2,394
0042 Purchase of Inv Securities / Deposits to Inv Pools					
0043 Receipts From Investment Pool Withdrawals					
0044 Proceeds from Sale and Maturity of Inv Securities					

LEA : 113364002 Lancaster SD

Printed 12/22/2021 3:32:27 PM

0045 Loans Received (Paid)

Net Cash Prov By (Used for) Investing Activities	\$748	\$748	\$2,394
--	-------	-------	---------

LEA : 113364002 Lancaster SD

Printed 12/22/2021 3:32:27 PM

	<u>Food Service</u> <u>(51)</u>	<u>Child Care Operations</u> <u>(52)</u>	<u>Other Enterprise</u> <u>(58)</u>	<u>TOTAL</u>	<u>Internal Service</u> <u>(60)</u>
Net Increase (Decrease) in Cash Flows	466,499			466,499	(760,478)
0004 Cash and Cash Equivalents Beginning of Year	50,018			50,018	11,249,391
Cash and Cash Equivalents at Year End	\$516,517			\$516,517	\$10,488,913
<hr/>					
Reconciliation of Operating Income (Loss) To Net Cash Provided by (Used For) Operating Activities					
0005 Operating Income (Loss) per REP	(4,200,813)			(4,200,813)	(4,498,375)
Adjustments					
0051 Depreciation and Net Amortization	72,296			72,296	
0052 Provision for Uncollectible Accounts					
0053 Other Adjustments					
Effect of Changes in Assets, Liabilities, Deferred Outflows and Deferred Inflows					
0054 (Inc) Dec In Accounts Receivable (0120-0150)	(26,682)			(26,682)	3,636
0055 Advances to Other Funds (0160)	888,540			888,540	
0056 (Inc) Dec in Inventories (0170)	104,851			104,851	
0057 (Inc) Dec in Prepaid Expenses (0180)					
0058 (Inc) Dec in Other Current or Noncurrent Assets					
0064 Deferred Outflows (0910)	49,756			49,756	
0059 Inc (Dec) in Accounts Payable (0400-0450)	(59,539)			(59,539)	3,731,867
0060 Inc (Dec) in Accrued Salaries/Benefits (0461)	123,168			123,168	
0065 Inc (Dec) in Net Pension Liabilities (0570)	247,719			247,719	
0066 Inc (Dec) in Other Postemp Benefit Oblig (0560)	(9,769)			(9,769)	
0061 Inc (Dec) in Payroll Deductions/Withholding (0462)					
0062 Inc (Dec) in Unearned Revenue (0480)					
0063 Inc (Dec) in Other Current or Noncurrent Liabilities					
0067 Deferred Inflows (0950)	(39,416)			(39,416)	
Total Adjustments	\$1,350,924			\$1,350,924	\$3,735,503
Cash Provided By (Used for) Total	(\$2,849,889)			(\$2,849,889)	(\$762,872)
<hr/>					

COMBINED STATEMENT OF CASH FLOWS
SCHEDULE OF NONCASH INVESTING, CAPITAL, AND FINANCING ACTIVITIES

Explanation of Transaction and Balance Sheet Effect	Amount
Total	

LEA : 113364002 Lancaster SD

Printed 12/22/2021 3:32:29 PM

Amounts Expressed in Whole Dollars		<u>Private Purpose Trust</u> <u>(71)</u>	<u>Investment Trust</u> <u>(72)</u>	<u>Pension Trust</u> <u>(73)</u>	<u>Student Activity Custodial</u> <u>(81)</u>
Assets And Deferred Outflows Of Resources					
Assets					
0100	Cash and Cash Equivalents				244,961
0110	Investments				
0130	Due From Other Funds				
0140	Due from Other Governments, Primary Government and Component Units				
0150	Other Receivables				
0170	Inventories				
0180	Prepaid Expenses (Expenditures)				
0190	Other Current Assets				
0220	Buildings and Building Improvements (Net)				
0230	Machinery, Equipment and Furniture (Net)				
Total Assets					\$244,961
0910	Deferred Outflows of Resources				
Total Assets And Deferred Outflows Of Resources					\$244,961

LEA : 113364002 Lancaster SD

Printed 12/22/2021 3:32:29 PM

Amounts Expressed in Whole Dollars		<u>Other Custodial</u> <u>(89)</u>	<u>Fiduciary Component Units</u> <u>(98)</u>	<u>Total Fiduciary Funds</u>
Assets And Deferred Outflows Of Resources				
Assets				
0100	Cash and Cash Equivalents			244,961
0110	Investments			
0130	Due From Other Funds			
0140	Due from Other Governments, Primary Government and Component Units			
0150	Other Receivables			
0170	Inventories			
0180	Prepaid Expenses (Expenditures)			
0190	Other Current Assets			
0220	Buildings and Building Improvements (Net)			
0230	Machinery, Equipment and Furniture (Net)			
Total Assets				\$244,961
0910	Deferred Outflows of Resources			
Total Assets And Deferred Outflows Of Resources				\$244,961

LEA : 113364002 Lancaster SD

Printed 12/22/2021 3:32:29 PM

Amounts Expressed in Whole Dollars		<u>Private Purpose Trust</u>	<u>Investment Trust</u>	<u>Pension Trust</u>	<u>Student Activity Custodial</u>
		<u>(71)</u>	<u>(72)</u>	<u>(73)</u>	<u>(81)</u>
Liabilities, Deferred Inflows Of Resources And Net Position					
Liabilities					
0400	Due to Other Funds				
0410	Due to Other Governments, Primary Government and Component Units				
0420	Accounts Payable				
0430	Contracts Payable				
0450	Short-Term Payables				
0460	Payroll Accruals and Withholdings				
0480	Unearned Revenues				
0490	Other Current Liabilities				100,758
Total Liabilities					\$100,758
0950	Deferred Inflows of Resources				
Net Position					
0791	Net Investment in Capital Assets				
0009	Restricted Net Position (0792 – 0798)				144,203
0799	Unrestricted Net Position				
Total Net Position					\$144,203
Total Liabilities, Deferred Inflows Of Resources And Net Position					\$244,961

LEA : 113364002 Lancaster SD

Printed 12/22/2021 3:32:29 PM

Amounts Expressed in Whole Dollars		<u>Other Custodial</u> <u>(89)</u>	<u>Fiduciary Component Units</u> <u>(98)</u>	<u>Total Fiduciary Funds</u>
Liabilities, Deferred Inflows Of Resources And Net Position				
Liabilities				
0400	Due to Other Funds			
0410	Due to Other Governments, Primary Government and Component Units			
0420	Accounts Payable			
0430	Contracts Payable			
0450	Short-Term Payables			
0460	Payroll Accruals and Withholdings			
0480	Unearned Revenues			
0490	Other Current Liabilities			100,758
Total Liabilities				\$100,758
0950	Deferred Inflows of Resources			
Net Position				
0791	Net Investment in Capital Assets			
0009	Restricted Net Position (0792 – 0798)			144,203
0799	Unrestricted Net Position			
Total Net Position				\$144,203
Total Liabilities, Deferred Inflows Of Resources And Net Position				\$244,961

LEA : 113364002 Lancaster SD

Printed 12/22/2021 3:32:31 PM

Amounts Expressed in Whole Dollars	<u>Private Purpose Trust</u> <u>(71)</u>	<u>Investment Trust</u> <u>(72)</u>	<u>Pension Trust</u> <u>(73)</u>	<u>Student Activity</u> <u>Custodial</u> <u>(81)</u>	<u>Other Custodial</u> <u>(89)</u>	<u>Fiduciary Component</u> <u>Units</u> <u>(98)</u>
Additions						
0091 Gifts and Contributions				26,305		
0095 Net Investment Earnings						
0092 Other Additions						
Deductions						
0093 Scholarships Awarded						
0094 Other Deductions				8,469		
Change In Net Position				\$17,836		
0006 Net Position – Beginning of Fiscal Year				126,367		
0007 Net Position Held in Trust for Pension Benefits						
Net Position - End of Fiscal Year				\$144,203		

LEA : 113364002 Lancaster SD

Printed 12/22/2021 3:32:31 PM

Amounts Expressed in Whole Dollars		<u>Total Fiduciary</u>
		<u>Funds</u>
Additions		
0091	Gifts and Contributions	26,305
0095	Net Investment Earnings	
0092	Other Additions	
Deductions		
0093	Scholarships Awarded	
0094	Other Deductions	8,469
Change In Net Position		\$17,836
0006	Net Position – Beginning of Fiscal Year	126,367
0007	Net Position Held in Trust for Pension Benefits	
Net Position - End of Fiscal Year		\$144,203

	Revenue Reported In Current Year	Current Year Tax Accrual	Prior Year Tax Accrual	Taxes Collected In Current Year
<u>Revenue from Local Sources</u>				
6111 Current Real Estate Taxes	71,327,768.00			71,327,768.00
6112 Interim Real Estate Taxes	47,629.00			47,629.00
6113 Public Utility Realty Taxes	80,202.00			80,202.00
6114 Payments in Lieu of Current Taxes - State / Local	1,511,287.00			1,511,287.00
6143 Current Act 511 Local Services Taxes	212,754.00			212,754.00
6151 Current Act 511 Earned Income Taxes	7,911,264.00			7,911,264.00
6153 Current Act 511 Real Estate Transfer Taxes	2,360,053.00			2,360,053.00
6411 Delinquent Real Estate Taxes	3,243,606.00			3,243,606.00
6500 Earnings on Investments	422,564.00			
6700 Revenues from LEA Activities	510.00			
6832 Federal IDEA Revenue Received as Pass Through	2,305,387.00			
6839 Federal Revenue Received from Other Sources	735,982.00			
6910 Rentals	664,450.00			
6920 Contributions and Donations from Private Sources	497,342.00			
6942 Summer School Tuition	1,750.00			
6944 Receipts from Other LEAs in Pennsylvania - Education	1,808,855.00			
6991 Refunds of a Prior Year Expenditure	25,029.00			
6992 Energy Efficiency Revenues and Incentives	20,748.00			
6999 Other Revenues Not Specified Above	573,587.00			
TOTAL Revenue from Local Sources	\$93,750,767.00			\$86,694,563.00

	Revenue Reported In Current Year			
<u>Revenue from State Sources</u>				
7111 Basic Education Funding-Formula	64,382,678.00			
7112 Basic Education Funding-Social Security	3,909,415.00			
7160 Tuition for Orphans Subsidy	364,589.00			
7220 Vocational Education	432,761.00			
7250 Migratory Children	6,200.00			
7271 Special Education funds for School-Aged Pupils	10,455,347.00			
7292 Pre-K Counts	4,698,750.00			
7299 Program Revenues Not Listed Previously in the 7200 Series	1,845.00			
7311 Pupil Transportation Subsidy	1,268,699.00			
7312 Nonpublic and Charter School Pupil Transportation Subsidy	269,500.00			
7320 Rental and Sinking Fund Payments / Building Reimbursement Subsidy	2,538,421.00			
7330 Health Services (Medical, Dental, Nurse, Act 25)	209,166.00			
7340 State Property Tax Reduction Allocation	4,991,807.00			
7361 School Safety and Security Grants	28,520.00			
7369 Other Safe School Grants	20,000.00			
7505 Ready to Learn Block Grant	2,348,858.00			
7506 PAsmart Grants	30,128.00			
7509 Supplemental Equipment Grants	33,190.00			
7820 State Share of Retirement Contributions	22,036,706.00			
TOTAL Revenue from State Sources	\$118,026,580.00			

	Revenue Reported In Current Year			
<u>Revenue from Federal Sources</u>				
8390 Other Restricted Federal Grants-in-Aid Directly from the Federal Government	31,039.00			
8514 NCLB, Title I - Improving the Academic Achievement of the Disadvantaged	5,212,585.00			
8515 NCLB, Title II - Preparing, Training and Recruiting High Quality Teachers and Principals	521,053.00			
8516 NCLB, Title III - Language Instruction for Limited English Proficient and Immigrant Students	346,017.00			
8517 NCLB, Title IV - 21St Century Schools	958,395.00			
8521 Vocational Education - Operating Expenditures	190,855.00			
8690 Other Restricted Federal Grants-in-Aid Through the Commonwealth of PA	590,473.00			
8732 ARRA - Qualified School Construction Bonds (QSCB)	3,032,359.00			
8741 Elementary and Secondary School Emergency Relief Fund (ESSER)	5,172,788.00			
8742 Governor's Emergency Education Relief Fund (GEER)	355,802.00			
8743 ESSER II - Elementary and Secondary School Emergency Relief Fund	6,898,609.00			
8749 Other CARES Act Funding	703,548.00			
8810 School-Based Access Medicaid Reimbursement Program (SBAP) Reimbursements (Access)	1,357,631.00			
8820 Medical Assistance Reimbursement for Administrative Claiming (Quarterly) Program	33,977.00			
TOTAL Revenue from Federal Sources	\$25,405,131.00			

Revenue Reported <u>In Current Year</u>				
<u>Other Financing Sources</u>				
9290 Other Extended-Term Financing Proceeds	6,045,421.00			
9350 Enterprise Fund Transfers	175,043.00			
TOTAL Other Financing Sources	\$6,220,464.00			
TOTAL FROM ALL SOURCES	\$243,402,942.00			\$86,694,563.00

LEA : 113364002 Lancaster SD

Printed 12/22/2021 3:32:38 PM

	<u>General Fund (10)</u>	<u>Student Sponsored Activity Fund (21)</u>	<u>Public Purpose Trust (27)</u>	<u>Other Compt Approved (28)</u>	<u>Athletic / Activity (29)</u>	<u>Capital Reserve (690, 1850) (31)</u>
6000 Revenue from Local Sources						
6111 Current Real Estate Taxes	71,327,768.00					
6112 Interim Real Estate Taxes	47,629.00					
6113 Public Utility Realty Taxes	80,202.00					
6114 Payments in Lieu of Current Taxes - State / Local	1,511,287.00					
6143 Current Act 511 Local Services Taxes	212,754.00					
6151 Current Act 511 Earned Income Taxes	7,911,264.00					
6153 Current Act 511 Real Estate Transfer Taxes	2,360,053.00					
6411 Delinquent Real Estate Taxes	3,243,606.00					
6500 Earnings on Investments	422,564.00					
6700 Revenues from LEA Activities	510.00					
6832 Federal IDEA Revenue Received as Pass Through	2,305,387.00					
6839 Federal Revenue Received from Other Sources	735,982.00					
6910 Rentals	664,450.00					
6920 Contributions and Donations from Private Sources	497,342.00					
6942 Summer School Tuition	1,750.00					
6944 Receipts from Other LEAs in Pennsylvania - Education	1,808,855.00					
6991 Refunds of a Prior Year Expenditure	25,029.00					
6992 Energy Efficiency Revenues and Incentives	20,748.00					
6999 Other Revenues Not Specified Above	573,587.00					
6000 Total Revenue from Local Sources	\$93,750,767.00					
7000 Revenue from State Sources						
7111 Basic Education Funding-Formula	64,382,678.00					
7112 Basic Education Funding-Social Security	3,909,415.00					
7160 Tuition for Orphans Subsidy	364,589.00					
7220 Vocational Education	432,761.00					
7250 Migratory Children	6,200.00					
7271 Special Education funds for School-Aged Pupils	10,455,347.00					
7292 Pre-K Counts	4,698,750.00					
7299 Program Revenues Not Listed Previously in the 7200 Series	1,845.00					
7311 Pupil Transportation Subsidy	1,268,699.00					
7312 Nonpublic and Charter School Pupil Transportation Subsidy	269,500.00					
7320 Rental and Sinking Fund Payments / Building Reimbursement Subsidy	2,538,421.00					
7330 Health Services (Medical, Dental, Nurse, Act 25)	209,166.00					
7340 State Property Tax Reduction Allocation	4,991,807.00					
7361 School Safety and Security Grants	28,520.00					

LEA : 113364002 Lancaster SD

Printed 12/22/2021 3:32:38 PM

	<u>Capital Reserve</u> <u>(1431) (32)</u>	<u>Other Capital</u> <u>Projects Fund (39)</u>	<u>Debt Service (40)</u>	<u>Permanent (90)</u>	<u>Total</u>
6000 Revenue from Local Sources					
6111 Current Real Estate Taxes					71,327,768.00
6112 Interim Real Estate Taxes					47,629.00
6113 Public Utility Realty Taxes					80,202.00
6114 Payments in Lieu of Current Taxes - State / Local					1,511,287.00
6143 Current Act 511 Local Services Taxes					212,754.00
6151 Current Act 511 Earned Income Taxes					7,911,264.00
6153 Current Act 511 Real Estate Transfer Taxes					2,360,053.00
6411 Delinquent Real Estate Taxes					3,243,606.00
6500 Earnings on Investments	8,937.00	5,111.00	(634,258.00)		(197,646.00)
6700 Revenues from LEA Activities					510.00
6832 Federal IDEA Revenue Received as Pass Through					2,305,387.00
6839 Federal Revenue Received from Other Sources					735,982.00
6910 Rentals					664,450.00
6920 Contributions and Donations from Private Sources					497,342.00
6942 Summer School Tuition					1,750.00
6944 Receipts from Other LEAs in Pennsylvania - Education					1,808,855.00
6991 Refunds of a Prior Year Expenditure					25,029.00
6992 Energy Efficiency Revenues and Incentives					20,748.00
6999 Other Revenues Not Specified Above					573,587.00
6000 Total Revenue from Local Sources	\$8,937.00	\$5,111.00	(\$634,258.00)		\$93,130,557.00
7000 Revenue from State Sources					
7111 Basic Education Funding-Formula					64,382,678.00
7112 Basic Education Funding-Social Security					3,909,415.00
7160 Tuition for Orphans Subsidy					364,589.00
7220 Vocational Education					432,761.00
7250 Migratory Children					6,200.00
7271 Special Education funds for School-Aged Pupils					10,455,347.00
7292 Pre-K Counts					4,698,750.00
7299 Program Revenues Not Listed Previously in the 7200 Series					1,845.00
7311 Pupil Transportation Subsidy					1,268,699.00
7312 Nonpublic and Charter School Pupil Transportation Subsidy					269,500.00
7320 Rental and Sinking Fund Payments / Building Reimbursement Subsidy					2,538,421.00
7330 Health Services (Medical, Dental, Nurse, Act 25)					209,166.00
7340 State Property Tax Reduction Allocation					4,991,807.00
7361 School Safety and Security Grants					28,520.00

LEA : 113364002 Lancaster SD

Printed 12/22/2021 3:32:38 PM

	<u>General Fund (10)</u>	<u>Student Sponsored Activity Fund (21)</u>	<u>Public Purpose Trust (27)</u>	<u>Other Compt Approved (28)</u>	<u>Athletic / Activity (29)</u>	<u>Capital Reserve (690, 1850) (31)</u>
7000 Revenue from State Sources						
7369 Other Safe School Grants	20,000.00					
7505 Ready to Learn Block Grant	2,348,858.00					
7506 PAsmart Grants	30,128.00					
7509 Supplemental Equipment Grants	33,190.00					
7820 State Share of Retirement Contributions	22,036,706.00					
7000 Total Revenue from State Sources	\$118,026,580.00					
8000 Revenue from Federal Sources						
8390 Other Restricted Federal Grants-in-Aid Directly from the Federal Government	31,039.00					
8514 NCLB, Title I - Improving the Academic Achievement of the Disadvantaged	5,212,585.00					
8515 NCLB, Title II - Preparing, Training and Recruiting High Quality Teachers and Principals	521,053.00					
8516 NCLB, Title III - Language Instruction for Limited English Proficient and Immigrant Students	346,017.00					
8517 NCLB, Title IV - 21st Century Schools	958,395.00					
8521 Vocational Education - Operating Expenditures	190,855.00					
8690 Other Restricted Federal Grants-in-Aid Through the Commonwealth of PA	590,473.00					
8732 ARRA - Qualified School Construction Bonds (QSCB)	3,032,359.00					
8741 Elementary and Secondary School Emergency Relief Fund (ESSER)	5,172,788.00					
8742 Governor's Emergency Education Relief Fund (GEER)	355,802.00					
8743 ESSER II - Elementary and Secondary School Emergency Relief Fund	6,898,609.00					
8749 Other CARES Act Funding	703,548.00					
8810 School-Based Access Medicaid Reimbursement Program (SBAP) Reimbursements (Access)	1,357,631.00					
8820 Medical Assistance Reimbursement for Administrative Claiming (Quarterly) Program	33,977.00					
8000 Total Revenue from Federal Sources	\$25,405,131.00					
9000 Other Financing Sources						
9110 Face Value of Bonds Issued						
9130 Bond Premiums						
9290 Other Extended-Term Financing Proceeds	6,045,421.00					
9310 General Fund Transfers						
9350 Enterprise Fund Transfers	175,043.00					
9000 Total Other Financing Sources	\$6,220,464.00					
Total From All Sources	\$243,402,942.00					

LEA : 113364002 Lancaster SD

Printed 12/22/2021 3:32:38 PM

	Capital Reserve (1431) (32)	Other Capital Projects Fund (39)	Debt Service (40)	Permanent (90)	Total
7000 Revenue from State Sources					
7369 Other Safe School Grants					20,000.00
7505 Ready to Learn Block Grant					2,348,858.00
7506 PAsmart Grants					30,128.00
7509 Supplemental Equipment Grants					33,190.00
7820 State Share of Retirement Contributions					22,036,706.00
7000 Total Revenue from State Sources					\$118,026,580.00
8000 Revenue from Federal Sources					
8390 Other Restricted Federal Grants-in-Aid Directly from the Federal Government					31,039.00
8514 NCLB, Title I - Improving the Academic Achievement of the Disadvantaged					5,212,585.00
8515 NCLB, Title II - Preparing, Training and Recruiting High Quality Teachers and Principals					521,053.00
8516 NCLB, Title III - Language Instruction for Limited English Proficient and Immigrant Students					346,017.00
8517 NCLB, Title IV - 21St Century Schools					958,395.00
8521 Vocational Education - Operating Expenditures					190,855.00
8690 Other Restricted Federal Grants-in-Aid Through the Commonwealth of PA					590,473.00
8732 ARRA - Qualified School Construction Bonds (QSCB)					3,032,359.00
8741 Elementary and Secondary School Emergency Relief Fund (ESSER)					5,172,788.00
8742 Governor's Emergency Education Relief Fund (GEER)					355,802.00
8743 ESSER II - Elementary and Secondary School Emergency Relief Fund					6,898,609.00
8749 Other CARES Act Funding					703,548.00
8810 School-Based Access Medicaid Reimbursement Program (SBAP) Reimbursements (Access)					1,357,631.00
8820 Medical Assistance Reimbursement for Administrative Claiming (Quarterly) Program					33,977.00
8000 Total Revenue from Federal Sources					\$25,405,131.00
9000 Other Financing Sources					
9110 Face Value of Bonds Issued		22,755,000.00			22,755,000.00
9130 Bond Premiums		3,583,536.00			3,583,536.00
9290 Other Extended-Term Financing Proceeds					6,045,421.00
9310 General Fund Transfers			3,077,441.00		3,077,441.00
9350 Enterprise Fund Transfers					175,043.00
9000 Total Other Financing Sources		\$26,338,536.00	\$3,077,441.00		\$35,636,441.00
Total From All Sources	\$8,937.00	\$26,343,647.00	\$2,443,183.00		\$272,198,709.00

LEA : 113364002 Lancaster SD

Printed 12/22/2021 3:32:42 PM

	<u>General Fund (10)</u>	<u>Student Sponsored Activity Fund (21)</u>	<u>Public Purpose Trust (27)</u>	<u>Other Compt Approved (28)</u>	<u>Athletic / Activity (29)</u>	<u>Capital Reserve (690.1850) (31)</u>
Revenue from Local Sources	93,750,767.00					
Revenue from State Sources	118,026,580.00					
Revenue from Federal Sources	25,405,131.00					
Other Financing Sources	6,220,464.00					
Total From All Sources	\$243,402,942.00					

LEA : 113364002 Lancaster SD

Printed 12/22/2021 3:32:42 PM

	<u>Capital Reserve (1431)</u> <u>(32)</u>	<u>Other Capital Projects</u> <u>Fund (39)</u>	<u>Debt Service (40)</u>	<u>Permanent (90)</u>	<u>Total</u>
Revenue from Local Sources	8,937.00	5,111.00	(634,258.00)		93,130,557.00
Revenue from State Sources					118,026,580.00
Revenue from Federal Sources					25,405,131.00
Other Financing Sources		26,338,536.00	3,077,441.00		35,636,441.00
Total From All Sources	\$8,937.00	\$26,343,647.00	\$2,443,183.00		\$272,198,709.00

LEA : 113364002 Lancaster SD

Printed 12/22/2021 3:32:49 PM

General Fund (10)

1000 Instruction	Total
100 <u>Personnel Services – Salaries</u>	
100 Personnel Services – Salaries	65,845,131.00
Total Personnel Services – Salaries	\$65,845,131.00
200 <u>Personnel Services – Employee Benefits</u>	
220 Social Security Contributions	4,861,776.00
230 PSERS Retirement Contributions	22,793,610.00
240 Tuition Reimbursement	5,585.00
250 Unemployment Compensation	89,649.00
260 Workers' Compensation	657,543.00
270 Group Insurance – Self-Insurance	13,640,606.00
299 All Other Employee Benefits	432,826.00
Total Personnel Services – Employee Benefits	\$42,481,595.00
300 <u>Purchased Professional and Technical Services</u>	
322 Professional Educational Services – Ius	2,082,901.00
329 Professional Educational Services – Other	10,706,090.00
330 Other Professional Services	32,377.00
360 Employee Training and Development Services	729.00
Total Purchased Professional and Technical Services	\$12,822,097.00
400 <u>Purchased Property Services</u>	
430 Repairs and Maintenance Services	12,594.00
440 Rentals	389,249.00
Total Purchased Property Services	\$401,843.00
500 <u>Other Purchased Services</u>	
510 Student Transportation Services	110,097.00
530 Communications	1,757.00
549 Other Advertising/Public Relations	8,931.00
550 Printing and Binding	32,701.00
561 Tuition To Other School Districts Within the State	619,885.00
562 Tuition To Pennsylvania Charter Schools	9,220,234.00
564 Tuition To Career and Technology Centers	641,666.00
566 Tuition To Institutions of Higher Education and Technical Institutes	58,377.00
568 Tuition To Private Residential Rehabilitative Institutions (PRRI) [In-State] and Detention Centers	19,719.00
569 Tuition – Other	624,915.00
580 Travel	3,726.00
594 IU Payment By Withholding for Institutionalized Children's Programs – Special Classes	4,264.00
Total Other Purchased Services	\$11,346,272.00
600 <u>Supplies</u>	
610 General Supplies	6,268,946.00
630 Food	21,299.00
640 Books and Periodicals	1,830,294.00
650 Supplies & Fees – Technology Related	2,380,492.00
Total Supplies	\$10,501,031.00

LEA : 113364002 Lancaster SD

Printed 12/22/2021 3:32:49 PM

General Fund (10)		
1000 Instruction		<u>Total</u>
700 <u>Property</u>		
752 Capital Equipment – Original and Additional		61,487.00
Total Property		\$61,487.00
800 <u>Other Objects</u>		
810 Dues and Fees		152,056.00
890 Miscellaneous Expenditures		1,772,764.00
Total Other Objects		\$1,924,820.00
Total 1000 Instruction		\$145,384,276.00

LEA : 113364002 Lancaster SD

Printed 12/22/2021 3:32:49 PM

General Fund (10)

1100 Regular Programs – Elementary / Secondary

	Elementary	Secondary	Federal	Total
100 <u>Personnel Services – Salaries</u>				
100 Personnel Services – Salaries	23,259,713.00	21,392,450.00	1,150,549.00	45,802,712.00
Total Personnel Services – Salaries	\$23,259,713.00	\$21,392,450.00	\$1,150,549.00	\$45,802,712.00
200 <u>Personnel Services – Employee Benefits</u>				
220 Social Security Contributions	1,722,765.00	1,578,988.00	85,714.00	3,387,467.00
230 PSERS Retirement Contributions	8,060,443.00	7,409,535.00	398,448.00	15,868,426.00
250 Unemployment Compensation	31,683.00	24,549.00	1,775.00	58,007.00
260 Workers' Compensation	232,621.00	213,760.00	11,497.00	457,878.00
270 Group Insurance – Self-Insurance	4,782,361.00	4,163,569.00	264,810.00	9,210,740.00
299 All Other Employee Benefits	245,608.00	187,218.00		432,826.00
Total Personnel Services – Employee Benefits	\$15,075,481.00	\$13,577,619.00	\$762,244.00	\$29,415,344.00
300 <u>Purchased Professional and Technical Services</u>				
329 Professional Educational Services – Other	1,470,723.00	969,553.00	614,419.00	3,054,695.00
330 Other Professional Services	2,345.00	11,695.00		14,040.00
Total Purchased Professional and Technical Services	\$1,473,068.00	\$981,248.00	\$614,419.00	\$3,068,735.00
400 <u>Purchased Property Services</u>				
430 Repairs and Maintenance Services	4,500.00	8,094.00		12,594.00
440 Rentals	74,357.00	59,798.00	233,675.00	367,830.00
Total Purchased Property Services	\$78,857.00	\$67,892.00	\$233,675.00	\$380,424.00
500 <u>Other Purchased Services</u>				
510 Student Transportation Services	268.00	3,204.00	23,187.00	26,659.00
530 Communications		1.00	412.00	413.00
550 Printing and Binding	6,391.00	25,116.00	94.00	31,601.00
561 Tuition To Other School Districts Within the State	139,821.00	107,943.00		247,764.00
562 Tuition To Pennsylvania Charter Schools	3,204,903.00	2,474,229.00		5,679,132.00
568 Tuition To Private Residential Rehabilitative Institutions (PRRI) [In-State] and Detention Centers	11,128.00	8,591.00		19,719.00
569 Tuition – Other	21,723.00	16,770.00		38,493.00
580 Travel		1,726.00		1,726.00
Total Other Purchased Services	\$3,384,234.00	\$2,637,580.00	\$23,693.00	\$6,045,507.00
600 <u>Supplies</u>				
610 General Supplies	1,936,032.00	1,304,658.00	1,666,217.00	4,906,907.00
630 Food	3,697.00	9,069.00	300.00	13,066.00
640 Books and Periodicals	262,272.00	397,407.00	1,150,149.00	1,809,828.00
650 Supplies & Fees – Technology Related	911,282.00	790,126.00	642,066.00	2,343,474.00
Total Supplies	\$3,113,283.00	\$2,501,260.00	\$3,458,732.00	\$9,073,275.00
700 <u>Property</u>				
752 Capital Equipment – Original and Additional		21,862.00		21,862.00
Total Property		\$21,862.00		\$21,862.00
800 <u>Other Objects</u>				
810 Dues and Fees		129,922.00	10,769.00	140,691.00
890 Miscellaneous Expenditures	532.00	2,401.00		2,933.00

LEA : 113364002 Lancaster SD

Printed 12/22/2021 3:32:49 PM

General Fund (10)

1100 Regular Programs – Elementary / Secondary

	<u>Elementary</u>	<u>Secondary</u>	<u>Federal</u>	<u>Total</u>
Total Other Objects	\$532.00	\$132,323.00	\$10,769.00	\$143,624.00
Total 1100 Regular Programs – Elementary / Secondary	\$46,385,168.00	\$41,312,234.00	\$6,254,081.00	\$93,951,483.00

LEA : 113364002 Lancaster SD

Printed 12/22/2021 3:32:49 PM

General Fund (10)

1110 Regular Programs

	Elementary	Secondary	Federal	Total
100 <u>Personnel Services – Salaries</u>				
100 Personnel Services – Salaries	23,259,713.00	21,392,450.00	2,762.00	44,654,925.00
Total Personnel Services – Salaries	\$23,259,713.00	\$21,392,450.00	\$2,762.00	\$44,654,925.00
200 <u>Personnel Services – Employee Benefits</u>				
220 Social Security Contributions	1,722,765.00	1,578,988.00	197.00	3,301,950.00
230 PSERS Retirement Contributions	8,060,443.00	7,409,535.00	953.00	15,470,931.00
250 Unemployment Compensation	31,683.00	24,549.00	30.00	56,262.00
260 Workers' Compensation	232,621.00	213,760.00	28.00	446,409.00
270 Group Insurance – Self-Insurance	4,782,361.00	4,163,569.00	3,026.00	8,948,956.00
299 All Other Employee Benefits	245,608.00	187,218.00		432,826.00
Total Personnel Services – Employee Benefits	\$15,075,481.00	\$13,577,619.00	\$4,234.00	\$28,657,334.00
300 <u>Purchased Professional and Technical Services</u>				
329 Professional Educational Services – Other	1,470,723.00	969,553.00		2,440,276.00
330 Other Professional Services	2,345.00	11,695.00		14,040.00
Total Purchased Professional and Technical Services	\$1,473,068.00	\$981,248.00		\$2,454,316.00
400 <u>Purchased Property Services</u>				
430 Repairs and Maintenance Services	4,500.00	8,094.00		12,594.00
440 Rentals	74,357.00	59,798.00		134,155.00
Total Purchased Property Services	\$78,857.00	\$67,892.00		\$146,749.00
500 <u>Other Purchased Services</u>				
510 Student Transportation Services	268.00	3,204.00		3,472.00
530 Communications		1.00		1.00
550 Printing and Binding	6,391.00	25,116.00		31,507.00
561 Tuition To Other School Districts Within the State	139,821.00	107,943.00		247,764.00
562 Tuition To Pennsylvania Charter Schools	3,204,903.00	2,474,229.00		5,679,132.00
568 Tuition To Private Residential Rehabilitative Institutions (PRRI) [In-State] and Detention Centers	11,128.00	8,591.00		19,719.00
569 Tuition – Other	21,723.00	16,770.00		38,493.00
580 Travel		1,726.00		1,726.00
Total Other Purchased Services	\$3,384,234.00	\$2,637,580.00		\$6,021,814.00
600 <u>Supplies</u>				
610 General Supplies	1,936,032.00	1,304,658.00		3,240,690.00
630 Food	3,697.00	9,069.00		12,766.00
640 Books and Periodicals	262,272.00	397,407.00		659,679.00
650 Supplies & Fees – Technology Related	911,282.00	790,126.00		1,701,408.00
Total Supplies	\$3,113,283.00	\$2,501,260.00		\$5,614,543.00
700 <u>Property</u>				
752 Capital Equipment – Original and Additional		21,862.00		21,862.00
Total Property		\$21,862.00		\$21,862.00
800 <u>Other Objects</u>				
810 Dues and Fees		129,922.00		129,922.00
890 Miscellaneous Expenditures	532.00	2,401.00		2,933.00

LEA : 113364002 Lancaster SD

Printed 12/22/2021 3:32:49 PM

General Fund (10)

1110 Regular Programs

	<u>Elementary</u>	<u>Secondary</u>	<u>Federal</u>	<u>Total</u>
Total Other Objects	\$532.00	\$132,323.00		\$132,855.00
Total 1110 Regular Programs	\$46,385,168.00	\$41,312,234.00	\$6,996.00	\$87,704,398.00

LEA : 113364002 Lancaster SD

Printed 12/22/2021 3:32:49 PM

General Fund (10)

1190 Federally-Funded Regular Programs

	<u>Elementary</u>	<u>Secondary</u>	<u>Federal</u>	<u>Total</u>
100 <u>Personnel Services – Salaries</u>				
100 Personnel Services – Salaries			1,147,787.00	1,147,787.00
Total Personnel Services – Salaries			\$1,147,787.00	\$1,147,787.00
200 <u>Personnel Services – Employee Benefits</u>				
220 Social Security Contributions			85,517.00	85,517.00
230 PSERS Retirement Contributions			397,495.00	397,495.00
250 Unemployment Compensation			1,745.00	1,745.00
260 Workers' Compensation			11,469.00	11,469.00
270 Group Insurance – Self-Insurance			261,784.00	261,784.00
Total Personnel Services – Employee Benefits			\$758,010.00	\$758,010.00
300 <u>Purchased Professional and Technical Services</u>				
329 Professional Educational Services – Other			614,419.00	614,419.00
Total Purchased Professional and Technical Services			\$614,419.00	\$614,419.00
400 <u>Purchased Property Services</u>				
440 Rentals			233,675.00	233,675.00
Total Purchased Property Services			\$233,675.00	\$233,675.00
500 <u>Other Purchased Services</u>				
510 Student Transportation Services			23,187.00	23,187.00
530 Communications			412.00	412.00
550 Printing and Binding			94.00	94.00
Total Other Purchased Services			\$23,693.00	\$23,693.00
600 <u>Supplies</u>				
610 General Supplies			1,666,217.00	1,666,217.00
630 Food			300.00	300.00
640 Books and Periodicals			1,150,149.00	1,150,149.00
650 Supplies & Fees – Technology Related			642,066.00	642,066.00
Total Supplies			\$3,458,732.00	\$3,458,732.00
800 <u>Other Objects</u>				
810 Dues and Fees			10,769.00	10,769.00
Total Other Objects			\$10,769.00	\$10,769.00
Total 1190 Federally-Funded Regular Programs			\$6,247,085.00	\$6,247,085.00

LEA : 113364002 Lancaster SD

Printed 12/22/2021 3:32:49 PM

General Fund (10)

1200 Special Programs – Elementary / Secondary	Elementary	Secondary	Federal	Total
100 Personnel Services – Salaries				
100 Personnel Services – Salaries	8,551,143.00	7,407,765.00	545,063.00	16,503,971.00
Total Personnel Services – Salaries	\$8,551,143.00	\$7,407,765.00	\$545,063.00	\$16,503,971.00
200 Personnel Services – Employee Benefits				
220 Social Security Contributions	630,132.00	541,023.00	40,001.00	1,211,156.00
230 PSERS Retirement Contributions	2,953,072.00	2,555,629.00	189,378.00	5,698,079.00
250 Unemployment Compensation	13,979.00	12,036.00	614.00	26,629.00
260 Workers' Compensation	85,160.00	73,575.00	5,460.00	164,195.00
270 Group Insurance – Self-Insurance	1,919,028.00	1,741,446.00	115,312.00	3,775,786.00
Total Personnel Services – Employee Benefits	\$5,601,371.00	\$4,923,709.00	\$350,765.00	\$10,875,845.00
300 Purchased Professional and Technical Services				
322 Professional Educational Services – lus	608,795.00	469,998.00	803,253.00	1,882,046.00
329 Professional Educational Services – Other	493,260.00	385,984.00	601,140.00	1,480,384.00
330 Other Professional Services	4,600.00	3,551.00	9,186.00	17,337.00
Total Purchased Professional and Technical Services	\$1,106,655.00	\$859,533.00	\$1,413,579.00	\$3,379,767.00
400 Purchased Property Services				
440 Rentals	10,764.00	8,310.00		19,074.00
Total Purchased Property Services	\$10,764.00	\$8,310.00		\$19,074.00
500 Other Purchased Services				
510 Student Transportation Services			318.00	318.00
530 Communications		1,344.00		1,344.00
561 Tuition To Other School Districts Within the State	157,121.00	121,300.00		278,421.00
562 Tuition To Pennsylvania Charter Schools	1,998,349.00	1,542,753.00		3,541,102.00
569 Tuition – Other	309,465.00	238,912.00	38,045.00	586,422.00
580 Travel	921.00	711.00	118.00	1,750.00
594 IU Payment By Withholding for Institutionalized Children's Programs – Special Classes	2,406.00	1,858.00		4,264.00
Total Other Purchased Services	\$2,468,262.00	\$1,906,878.00	\$38,481.00	\$4,413,621.00
600 Supplies				
610 General Supplies	6,549.00	9,339.00	51,940.00	67,828.00
630 Food	4,015.00	3,100.00		7,115.00
650 Supplies & Fees – Technology Related	7,656.00	5,910.00	7,372.00	20,938.00
Total Supplies	\$18,220.00	\$18,349.00	\$59,312.00	\$95,881.00
800 Other Objects				
810 Dues and Fees	296.00	229.00	10,680.00	11,205.00
890 Miscellaneous Expenditures	1,580.00	1,220.00		2,800.00
Total Other Objects	\$1,876.00	\$1,449.00	\$10,680.00	\$14,005.00
Total 1200 Special Programs – Elementary / Secondary	\$17,758,291.00	\$15,125,993.00	\$2,417,880.00	\$35,302,164.00

LEA : 113364002 Lancaster SD

Printed 12/22/2021 3:32:49 PM

General Fund (10)

1210 Life Skills Support

	<u>Elementary</u>	<u>Secondary</u>	<u>Federal</u>	<u>Total</u>
100 <u>Personnel Services – Salaries</u>				
100 Personnel Services – Salaries	436,792.00	367,312.00		804,104.00
Total Personnel Services – Salaries	\$436,792.00	\$367,312.00		\$804,104.00
200 <u>Personnel Services – Employee Benefits</u>				
220 Social Security Contributions	31,979.00	26,976.00		58,955.00
230 PSERS Retirement Contributions	151,045.00	127,019.00		278,064.00
250 Unemployment Compensation	487.00	468.00		955.00
260 Workers' Compensation	4,368.00	3,673.00		8,041.00
270 Group Insurance – Self-Insurance	91,248.00	72,333.00		163,581.00
Total Personnel Services – Employee Benefits	\$279,127.00	\$230,469.00		\$509,596.00
400 <u>Purchased Property Services</u>				
440 Rentals	10,764.00	8,310.00		19,074.00
Total Purchased Property Services	\$10,764.00	\$8,310.00		\$19,074.00
500 <u>Other Purchased Services</u>				
530 Communications		1,344.00		1,344.00
Total Other Purchased Services		\$1,344.00		\$1,344.00
600 <u>Supplies</u>				
610 General Supplies		92.00	2,411.00	2,503.00
630 Food	194.00	150.00		344.00
Total Supplies	\$194.00	\$242.00	\$2,411.00	\$2,847.00
Total 1210 Life Skills Support	\$726,877.00	\$607,677.00	\$2,411.00	\$1,336,965.00

LEA : 113364002 Lancaster SD

Printed 12/22/2021 3:32:49 PM

General Fund (10)

1220 Sensory Support	Elementary	Secondary	Federal	Total
100 Personnel Services – Salaries				
100 Personnel Services – Salaries	807,799.00	623,632.00	44,525.00	1,475,956.00
Total Personnel Services – Salaries	\$807,799.00	\$623,632.00	\$44,525.00	\$1,475,956.00
200 Personnel Services – Employee Benefits				
220 Social Security Contributions	59,919.00	46,258.00	3,349.00	109,526.00
230 PSERS Retirement Contributions	281,115.00	217,025.00	15,402.00	513,542.00
250 Unemployment Compensation	995.00	768.00	38.00	1,801.00
260 Workers' Compensation	8,078.00	6,236.00	445.00	14,759.00
270 Group Insurance – Self-Insurance	131,849.00	101,789.00	5,390.00	239,028.00
Total Personnel Services – Employee Benefits	\$481,956.00	\$372,076.00	\$24,624.00	\$878,656.00
300 Purchased Professional and Technical Services				
329 Professional Educational Services – Other	48,397.00	37,363.00		85,760.00
Total Purchased Professional and Technical Services	\$48,397.00	\$37,363.00		\$85,760.00
600 Supplies				
610 General Supplies			12,830.00	12,830.00
650 Supplies & Fees – Technology Related			5,809.00	5,809.00
Total Supplies			\$18,639.00	\$18,639.00
800 Other Objects				
810 Dues and Fees			10,585.00	10,585.00
Total Other Objects			\$10,585.00	\$10,585.00
Total 1220 Sensory Support	\$1,338,152.00	\$1,033,071.00	\$98,373.00	\$2,469,596.00

LEA : 113364002 Lancaster SD

Printed 12/22/2021 3:32:49 PM

General Fund (10)

1230 Emotional Support

	<u>Elementary</u>	<u>Secondary</u>	<u>Federal</u>	<u>Total</u>
100 <u>Personnel Services – Salaries</u>				
100 Personnel Services – Salaries	1,232,055.00	1,023,852.00	375,914.00	2,631,821.00
Total Personnel Services – Salaries	\$1,232,055.00	\$1,023,852.00	\$375,914.00	\$2,631,821.00
200 <u>Personnel Services – Employee Benefits</u>				
220 Social Security Contributions	91,754.00	74,861.00	27,525.00	194,140.00
230 PSERS Retirement Contributions	427,525.00	352,220.00	129,987.00	909,732.00
250 Unemployment Compensation	1,832.00	1,408.00	375.00	3,615.00
260 Workers' Compensation	12,320.00	10,164.00	3,759.00	26,243.00
270 Group Insurance – Self-Insurance	231,586.00	211,773.00	83,458.00	526,817.00
Total Personnel Services – Employee Benefits	\$765,017.00	\$650,426.00	\$245,104.00	\$1,660,547.00
300 <u>Purchased Professional and Technical Services</u>				
329 Professional Educational Services – Other		2,317.00		2,317.00
Total Purchased Professional and Technical Services		\$2,317.00		\$2,317.00
500 <u>Other Purchased Services</u>				
569 Tuition – Other	225,252.00	173,898.00	4,940.00	404,090.00
580 Travel	100.00	77.00		177.00
Total Other Purchased Services	\$225,352.00	\$173,975.00	\$4,940.00	\$404,267.00
600 <u>Supplies</u>				
610 General Supplies	2,224.00	5,908.00	3,246.00	11,378.00
630 Food	3,620.00	2,795.00		6,415.00
Total Supplies	\$5,844.00	\$8,703.00	\$3,246.00	\$17,793.00
Total 1230 Emotional Support	\$2,228,268.00	\$1,859,273.00	\$629,204.00	\$4,716,745.00

LEA : 113364002 Lancaster SD

Printed 12/22/2021 3:32:49 PM

General Fund (10)

1240 Academic Support

	<u>Elementary</u>	<u>Secondary</u>	<u>Federal</u>	<u>Total</u>
100 <u>Personnel Services – Salaries</u>				
100 Personnel Services – Salaries	3,521,577.00	3,086,857.00		6,608,434.00
Total Personnel Services – Salaries	\$3,521,577.00	\$3,086,857.00		\$6,608,434.00
200 <u>Personnel Services – Employee Benefits</u>				
220 Social Security Contributions	260,434.00	226,766.00		487,200.00
230 PSERS Retirement Contributions	1,220,390.00	1,069,414.00		2,289,804.00
250 Unemployment Compensation	4,098.00	3,559.00		7,657.00
260 Workers' Compensation	35,197.00	30,768.00		65,965.00
270 Group Insurance – Self-Insurance	657,362.00	616,365.00		1,273,727.00
Total Personnel Services – Employee Benefits	\$2,177,481.00	\$1,946,872.00		\$4,124,353.00
600 <u>Supplies</u>				
610 General Supplies	230.00	178.00		408.00
650 Supplies & Fees – Technology Related	7,656.00	5,910.00		13,566.00
Total Supplies	\$7,886.00	\$6,088.00		\$13,974.00
800 <u>Other Objects</u>				
810 Dues and Fees	296.00	229.00		525.00
890 Miscellaneous Expenditures	1,580.00	1,220.00		2,800.00
Total Other Objects	\$1,876.00	\$1,449.00		\$3,325.00
Total 1240 Academic Support	\$5,708,820.00	\$5,041,266.00		\$10,750,086.00

LEA : 113364002 Lancaster SD

Printed 12/22/2021 3:32:49 PM

General Fund (10)

1241 Learning Support – Public	Elementary	Secondary	Federal	Total
100 Personnel Services – Salaries				
100 Personnel Services – Salaries	2,941,337.00	2,499,768.00		5,441,105.00
Total Personnel Services – Salaries	\$2,941,337.00	\$2,499,768.00		\$5,441,105.00
200 Personnel Services – Employee Benefits				
220 Social Security Contributions	217,563.00	183,546.00		401,109.00
230 PSERS Retirement Contributions	1,019,432.00	866,141.00		1,885,573.00
250 Unemployment Compensation	3,540.00	3,010.00		6,550.00
260 Workers' Compensation	29,413.00	24,911.00		54,324.00
270 Group Insurance – Self-Insurance	560,304.00	503,081.00		1,063,385.00
Total Personnel Services – Employee Benefits	\$1,830,252.00	\$1,580,689.00		\$3,410,941.00
600 Supplies				
610 General Supplies	230.00	178.00		408.00
650 Supplies & Fees – Technology Related	7,656.00	5,910.00		13,566.00
Total Supplies	\$7,886.00	\$6,088.00		\$13,974.00
Total 1241 Learning Support – Public	\$4,779,475.00	\$4,086,545.00		\$8,866,020.00

LEA : 113364002 Lancaster SD

Printed 12/22/2021 3:32:49 PM

General Fund (10)

1243 Gifted Support

	<u>Elementary</u>	<u>Secondary</u>	<u>Federal</u>	<u>Total</u>
100 <u>Personnel Services – Salaries</u>				
100 Personnel Services – Salaries	580,240.00	587,089.00		1,167,329.00
Total Personnel Services – Salaries	\$580,240.00	\$587,089.00		\$1,167,329.00
200 <u>Personnel Services – Employee Benefits</u>				
220 Social Security Contributions	42,871.00	43,220.00		86,091.00
230 PSERS Retirement Contributions	200,958.00	203,273.00		404,231.00
250 Unemployment Compensation	558.00	549.00		1,107.00
260 Workers' Compensation	5,784.00	5,857.00		11,641.00
270 Group Insurance – Self-Insurance	97,058.00	113,284.00		210,342.00
Total Personnel Services – Employee Benefits	\$347,229.00	\$366,183.00		\$713,412.00
800 <u>Other Objects</u>				
810 Dues and Fees	296.00	229.00		525.00
890 Miscellaneous Expenditures	1,580.00	1,220.00		2,800.00
Total Other Objects	\$1,876.00	\$1,449.00		\$3,325.00
Total 1243 Gifted Support	\$929,345.00	\$954,721.00		\$1,884,066.00

LEA : 113364002 Lancaster SD

Printed 12/22/2021 3:32:49 PM

General Fund (10)

1260 Physical Support

	<u>Elementary</u>	<u>Secondary</u>	<u>Federal</u>	<u>Total</u>
100 <u>Personnel Services – Salaries</u>				
100 Personnel Services – Salaries			6,087.00	6,087.00
Total Personnel Services – Salaries			\$6,087.00	\$6,087.00
200 <u>Personnel Services – Employee Benefits</u>				
220 Social Security Contributions			466.00	466.00
230 PSERS Retirement Contributions			2,127.00	2,127.00
260 Workers’ Compensation			61.00	61.00
Total Personnel Services – Employee Benefits			\$2,654.00	\$2,654.00
300 <u>Purchased Professional and Technical Services</u>				
330 Other Professional Services			186.00	186.00
Total Purchased Professional and Technical Services			\$186.00	\$186.00
500 <u>Other Purchased Services</u>				
510 Student Transportation Services			318.00	318.00
Total Other Purchased Services			\$318.00	\$318.00
Total 1260 Physical Support			\$9,245.00	\$9,245.00

LEA : 113364002 Lancaster SD

Printed 12/22/2021 3:32:49 PM

General Fund (10)

1270 Multi-Handicapped Support	<u>Elementary</u>	<u>Secondary</u>	<u>Federal</u>	<u>Total</u>
100 <u>Personnel Services – Salaries</u>				
100 Personnel Services – Salaries	288,171.00	175,876.00		464,047.00
Total Personnel Services – Salaries	\$288,171.00	\$175,876.00		\$464,047.00
200 <u>Personnel Services – Employee Benefits</u>				
220 Social Security Contributions	21,259.00	12,738.00		33,997.00
230 PSERS Retirement Contributions	99,636.00	60,801.00		160,437.00
250 Unemployment Compensation	362.00	238.00		600.00
260 Workers' Compensation	2,881.00	1,759.00		4,640.00
270 Group Insurance – Self-Insurance	49,793.00	41,381.00		91,174.00
Total Personnel Services – Employee Benefits	\$173,931.00	\$116,917.00		\$290,848.00
600 <u>Supplies</u>				
610 General Supplies			3,721.00	3,721.00
Total Supplies			\$3,721.00	\$3,721.00
Total 1270 Multi-Handicapped Support	\$462,102.00	\$292,793.00	\$3,721.00	\$758,616.00

LEA : 113364002 Lancaster SD

Printed 12/22/2021 3:32:49 PM

General Fund (10)

1290 Special Programs - Other Support	Elementary	Secondary	Federal	Total
100 <u>Personnel Services – Salaries</u>				
100 Personnel Services – Salaries	2,264,749.00	2,130,236.00	118,537.00	4,513,522.00
Total Personnel Services – Salaries	\$2,264,749.00	\$2,130,236.00	\$118,537.00	\$4,513,522.00
200 <u>Personnel Services – Employee Benefits</u>				
220 Social Security Contributions	164,787.00	153,424.00	8,661.00	326,872.00
230 PSERS Retirement Contributions	773,361.00	729,150.00	41,862.00	1,544,373.00
250 Unemployment Compensation	6,205.00	5,595.00	201.00	12,001.00
260 Workers' Compensation	22,316.00	20,975.00	1,195.00	44,486.00
270 Group Insurance – Self-Insurance	757,190.00	697,805.00	26,464.00	1,481,459.00
Total Personnel Services – Employee Benefits	\$1,723,859.00	\$1,606,949.00	\$78,383.00	\$3,409,191.00
300 <u>Purchased Professional and Technical Services</u>				
322 Professional Educational Services – lus	608,795.00	469,998.00	803,253.00	1,882,046.00
329 Professional Educational Services – Other	444,863.00	346,304.00	601,140.00	1,392,307.00
330 Other Professional Services	4,600.00	3,551.00	9,000.00	17,151.00
Total Purchased Professional and Technical Services	\$1,058,258.00	\$819,853.00	\$1,413,393.00	\$3,291,504.00
500 <u>Other Purchased Services</u>				
561 Tuition To Other School Districts Within the State	157,121.00	121,300.00		278,421.00
562 Tuition To Pennsylvania Charter Schools	1,998,349.00	1,542,753.00		3,541,102.00
569 Tuition – Other	84,213.00	65,014.00	33,105.00	182,332.00
580 Travel	821.00	634.00	118.00	1,573.00
594 IU Payment By Withholding for Institutionalized Children’s Programs – Special Classes	2,406.00	1,858.00		4,264.00
Total Other Purchased Services	\$2,242,910.00	\$1,731,559.00	\$33,223.00	\$4,007,692.00
600 <u>Supplies</u>				
610 General Supplies	4,095.00	3,161.00	29,732.00	36,988.00
630 Food	201.00	155.00		356.00
650 Supplies & Fees – Technology Related			1,563.00	1,563.00
Total Supplies	\$4,296.00	\$3,316.00	\$31,295.00	\$38,907.00
800 <u>Other Objects</u>				
810 Dues and Fees			95.00	95.00
Total Other Objects			\$95.00	\$95.00
Total 1290 Special Programs - Other Support	\$7,294,072.00	\$6,291,913.00	\$1,674,926.00	\$15,260,911.00

LEA : 113364002 Lancaster SD

Printed 12/22/2021 3:32:49 PM

General Fund (10)

1300 Vocational Education

	<u>Elementary</u>	<u>Secondary</u>	<u>Federal</u>	<u>Total</u>
100 <u>Personnel Services – Salaries</u>				
100 Personnel Services – Salaries		608,903.00	44,462.00	653,365.00
Total Personnel Services – Salaries		\$608,903.00	\$44,462.00	\$653,365.00
200 <u>Personnel Services – Employee Benefits</u>				
220 Social Security Contributions		45,641.00	3,350.00	48,991.00
230 PSERS Retirement Contributions		211,158.00	15,376.00	226,534.00
250 Unemployment Compensation		806.00	19.00	825.00
260 Workers' Compensation		6,089.00	445.00	6,534.00
270 Group Insurance – Self-Insurance		95,909.00	5,723.00	101,632.00
Total Personnel Services – Employee Benefits		\$359,603.00	\$24,913.00	\$384,516.00
300 <u>Purchased Professional and Technical Services</u>				
329 Professional Educational Services – Other		21,195.00		21,195.00
Total Purchased Professional and Technical Services		\$21,195.00		\$21,195.00
500 <u>Other Purchased Services</u>				
510 Student Transportation Services		2,918.00		2,918.00
564 Tuition To Career and Technology Centers		641,666.00		641,666.00
580 Travel		85.00		85.00
Total Other Purchased Services		\$644,669.00		\$644,669.00
600 <u>Supplies</u>				
610 General Supplies		17,422.00	118,703.00	136,125.00
630 Food		691.00		691.00
650 Supplies & Fees – Technology Related			208.00	208.00
Total Supplies		\$18,113.00	\$118,911.00	\$137,024.00
700 <u>Property</u>				
752 Capital Equipment – Original and Additional		26,394.00		26,394.00
Total Property		\$26,394.00		\$26,394.00
800 <u>Other Objects</u>				
810 Dues and Fees		160.00		160.00
890 Miscellaneous Expenditures		545.00		545.00
Total Other Objects		\$705.00		\$705.00
Total 1300 Vocational Education		\$1,679,582.00	\$188,286.00	\$1,867,868.00

LEA : 113364002 Lancaster SD

Printed 12/22/2021 3:32:49 PM

General Fund (10)				
1400 Other Instructional Programs – Elementary / Secondary	<u>Elementary</u>	<u>Secondary</u>	<u>Federal</u>	<u>Total</u>
100 <u>Personnel Services – Salaries</u>				
100 Personnel Services – Salaries	115,123.00	278,330.00	316,626.00	710,079.00
Total Personnel Services – Salaries	\$115,123.00	\$278,330.00	\$316,626.00	\$710,079.00
200 <u>Personnel Services – Employee Benefits</u>				
220 Social Security Contributions	6,371.00	20,708.00	27,078.00	54,157.00
230 PSERS Retirement Contributions	29,100.00	96,261.00	123,610.00	248,971.00
250 Unemployment Compensation	17.00	225.00	238.00	480.00
260 Workers' Compensation	840.00	2,783.00	3,562.00	7,185.00
270 Group Insurance – Self-Insurance		35,481.00	2,402.00	37,883.00
Total Personnel Services – Employee Benefits	\$36,328.00	\$155,458.00	\$156,890.00	\$348,676.00
300 <u>Purchased Professional and Technical Services</u>				
329 Professional Educational Services – Other	28,788.00	6,045,045.00	70,382.00	6,144,215.00
330 Other Professional Services			1,000.00	1,000.00
Total Purchased Professional and Technical Services	\$28,788.00	\$6,045,045.00	\$71,382.00	\$6,145,215.00
500 <u>Other Purchased Services</u>				
510 Student Transportation Services			54,666.00	54,666.00
561 Tuition To Other School Districts Within the State	52,878.00	40,822.00		93,700.00
580 Travel	4.00	3.00	158.00	165.00
Total Other Purchased Services	\$52,882.00	\$40,825.00	\$54,824.00	\$148,531.00
600 <u>Supplies</u>				
610 General Supplies	26,952.00	10,925.00	784,031.00	821,908.00
640 Books and Periodicals			2,634.00	2,634.00
650 Supplies & Fees – Technology Related			10,888.00	10,888.00
Total Supplies	\$26,952.00	\$10,925.00	\$797,553.00	\$835,430.00
700 <u>Property</u>				
752 Capital Equipment – Original and Additional			13,231.00	13,231.00
Total Property			\$13,231.00	\$13,231.00
800 <u>Other Objects</u>				
890 Miscellaneous Expenditures	11,844.00	9,144.00	330.00	21,318.00
Total Other Objects	\$11,844.00	\$9,144.00	\$330.00	\$21,318.00
Total 1400 Other Instructional Programs – Elementary / Secondary	\$271,917.00	\$6,539,727.00	\$1,410,836.00	\$8,222,480.00

LEA : 113364002 Lancaster SD

Printed 12/22/2021 3:32:49 PM

General Fund (10)

1420 Summer School

	Elementary	Secondary	Federal	Total
100 <u>Personnel Services – Salaries</u>				
100 Personnel Services – Salaries		11,198.00	201,048.00	212,246.00
Total Personnel Services – Salaries		\$11,198.00	\$201,048.00	\$212,246.00
200 <u>Personnel Services – Employee Benefits</u>				
220 Social Security Contributions		857.00	17,161.00	18,018.00
230 PSERS Retirement Contributions		3,865.00	78,022.00	81,887.00
250 Unemployment Compensation			18.00	18.00
260 Workers' Compensation		112.00	2,243.00	2,355.00
270 Group Insurance – Self-Insurance			2.00	2.00
Total Personnel Services – Employee Benefits		\$4,834.00	\$97,446.00	\$102,280.00
300 <u>Purchased Professional and Technical Services</u>				
329 Professional Educational Services – Other		25,988.00	15,058.00	41,046.00
330 Other Professional Services			1,000.00	1,000.00
Total Purchased Professional and Technical Services		\$25,988.00	\$16,058.00	\$42,046.00
500 <u>Other Purchased Services</u>				
510 Student Transportation Services			16,392.00	16,392.00
580 Travel	4.00	3.00		7.00
Total Other Purchased Services	\$4.00	\$3.00	\$16,392.00	\$16,399.00
600 <u>Supplies</u>				
610 General Supplies	26,952.00	10,925.00	703,024.00	740,901.00
650 Supplies & Fees – Technology Related			10,840.00	10,840.00
Total Supplies	\$26,952.00	\$10,925.00	\$713,864.00	\$751,741.00
800 <u>Other Objects</u>				
890 Miscellaneous Expenditures	11,844.00	9,144.00		20,988.00
Total Other Objects	\$11,844.00	\$9,144.00		\$20,988.00
Total 1420 Summer School	\$38,800.00	\$62,092.00	\$1,044,808.00	\$1,145,700.00

LEA : 113364002 Lancaster SD

Printed 12/22/2021 3:32:49 PM

General Fund (10)

1430 Homebound Instruction

	<u>Elementary</u>	<u>Secondary</u>	<u>Federal</u>	<u>Total</u>
300 <u>Purchased Professional and Technical Services</u>				
329 Professional Educational Services – Other	20,513.00	15,837.00		36,350.00
Total Purchased Professional and Technical Services	\$20,513.00	\$15,837.00		\$36,350.00
Total 1430 Homebound Instruction	\$20,513.00	\$15,837.00		\$36,350.00

LEA : 113364002 Lancaster SD

Printed 12/22/2021 3:32:49 PM

General Fund (10)				
1440 Alternative Regular Education Programs	<u>Elementary</u>	<u>Secondary</u>	<u>Federal</u>	<u>Total</u>
100 <u>Personnel Services – Salaries</u>				
100 Personnel Services – Salaries		221,528.00		221,528.00
Total Personnel Services – Salaries		\$221,528.00		\$221,528.00
200 <u>Personnel Services – Employee Benefits</u>				
220 Social Security Contributions		16,393.00		16,393.00
230 PSERS Retirement Contributions		76,632.00		76,632.00
250 Unemployment Compensation		225.00		225.00
260 Workers' Compensation		2,215.00		2,215.00
270 Group Insurance – Self-Insurance		35,081.00		35,081.00
Total Personnel Services – Employee Benefits		\$130,546.00		\$130,546.00
300 <u>Purchased Professional and Technical Services</u>				
329 Professional Educational Services – Other		6,003,220.00	5,433.00	6,008,653.00
Total Purchased Professional and Technical Services		\$6,003,220.00	\$5,433.00	\$6,008,653.00
500 <u>Other Purchased Services</u>				
561 Tuition To Other School Districts Within the State	52,878.00	40,822.00		93,700.00
580 Travel			158.00	158.00
Total Other Purchased Services	\$52,878.00	\$40,822.00	\$158.00	\$93,858.00
600 <u>Supplies</u>				
610 General Supplies			63,871.00	63,871.00
640 Books and Periodicals			2,634.00	2,634.00
Total Supplies			\$66,505.00	\$66,505.00
700 <u>Property</u>				
752 Capital Equipment – Original and Additional			13,231.00	13,231.00
Total Property			\$13,231.00	\$13,231.00
800 <u>Other Objects</u>				
890 Miscellaneous Expenditures			330.00	330.00
Total Other Objects			\$330.00	\$330.00
Total 1440 Alternative Regular Education Programs	\$52,878.00	\$6,396,116.00	\$85,657.00	\$6,534,651.00

LEA : 113364002 Lancaster SD

Printed 12/22/2021 3:32:49 PM

General Fund (10)				
1441 Adjudicated / Court-Placed Programs	<u>Elementary</u>	<u>Secondary</u>	<u>Federal</u>	<u>Total</u>
100 <u>Personnel Services – Salaries</u>				
100 Personnel Services – Salaries		221,528.00		221,528.00
Total Personnel Services – Salaries		\$221,528.00		\$221,528.00
200 <u>Personnel Services – Employee Benefits</u>				
220 Social Security Contributions		16,393.00		16,393.00
230 PSERS Retirement Contributions		76,632.00		76,632.00
250 Unemployment Compensation		225.00		225.00
260 Workers' Compensation		2,215.00		2,215.00
270 Group Insurance – Self-Insurance		35,081.00		35,081.00
Total Personnel Services – Employee Benefits		\$130,546.00		\$130,546.00
300 <u>Purchased Professional and Technical Services</u>				
329 Professional Educational Services – Other		88.00	5,433.00	5,521.00
Total Purchased Professional and Technical Services		\$88.00	\$5,433.00	\$5,521.00
500 <u>Other Purchased Services</u>				
561 Tuition To Other School Districts Within the State	52,878.00	40,822.00		93,700.00
580 Travel			158.00	158.00
Total Other Purchased Services	\$52,878.00	\$40,822.00	\$158.00	\$93,858.00
600 <u>Supplies</u>				
610 General Supplies			41,656.00	41,656.00
640 Books and Periodicals			2,634.00	2,634.00
Total Supplies			\$44,290.00	\$44,290.00
700 <u>Property</u>				
752 Capital Equipment – Original and Additional			13,231.00	13,231.00
Total Property			\$13,231.00	\$13,231.00
800 <u>Other Objects</u>				
890 Miscellaneous Expenditures			330.00	330.00
Total Other Objects			\$330.00	\$330.00
Total 1441 Adjudicated / Court-Placed Programs	\$52,878.00	\$392,984.00	\$63,442.00	\$509,304.00

LEA : 113364002 Lancaster SD

Printed 12/22/2021 3:32:49 PM

General Fund (10)

1442 Alternative Education Programs	<u>Elementary</u>	<u>Secondary</u>	<u>Federal</u>	<u>Total</u>
300 <u>Purchased Professional and Technical Services</u>				
329 Professional Educational Services – Other		6,003,132.00		6,003,132.00
Total Purchased Professional and Technical Services		\$6,003,132.00		\$6,003,132.00
600 <u>Supplies</u>				
610 General Supplies			22,215.00	22,215.00
Total Supplies			\$22,215.00	\$22,215.00
Total 1442 Alternative Education Programs		\$6,003,132.00	\$22,215.00	\$6,025,347.00

LEA : 113364002 Lancaster SD

Printed 12/22/2021 3:32:49 PM

General Fund (10)

1450 Instructional Programs Outside the Established School Day	<u>Elementary</u>	<u>Secondary</u>	<u>Federal</u>	<u>Total</u>
100 <u>Personnel Services – Salaries</u>				
100 Personnel Services – Salaries	115,123.00	45,604.00	115,578.00	276,305.00
Total Personnel Services – Salaries	\$115,123.00	\$45,604.00	\$115,578.00	\$276,305.00
200 <u>Personnel Services – Employee Benefits</u>				
220 Social Security Contributions	6,371.00	3,458.00	9,917.00	19,746.00
230 PSERS Retirement Contributions	29,100.00	15,764.00	45,588.00	90,452.00
250 Unemployment Compensation	17.00		220.00	237.00
260 Workers' Compensation	840.00	456.00	1,319.00	2,615.00
270 Group Insurance – Self-Insurance		400.00	2,400.00	2,800.00
Total Personnel Services – Employee Benefits	\$36,328.00	\$20,078.00	\$59,444.00	\$115,850.00
300 <u>Purchased Professional and Technical Services</u>				
329 Professional Educational Services – Other	8,275.00		49,891.00	58,166.00
Total Purchased Professional and Technical Services	\$8,275.00		\$49,891.00	\$58,166.00
500 <u>Other Purchased Services</u>				
510 Student Transportation Services			38,274.00	38,274.00
Total Other Purchased Services			\$38,274.00	\$38,274.00
600 <u>Supplies</u>				
610 General Supplies			17,136.00	17,136.00
650 Supplies & Fees – Technology Related			48.00	48.00
Total Supplies			\$17,184.00	\$17,184.00
Total 1450 Instructional Programs Outside the Established School Day	\$159,726.00	\$65,682.00	\$280,371.00	\$505,779.00

LEA : 113364002 Lancaster SD

Printed 12/22/2021 3:32:49 PM

General Fund (10)

1500 Nonpublic School Programs

	<u>Elementary</u>	<u>Secondary</u>	<u>Federal</u>	<u>Total</u>
300 <u>Purchased Professional and Technical Services</u>				
322 Professional Educational Services – lus			200,855.00	200,855.00
Total Purchased Professional and Technical Services			\$200,855.00	\$200,855.00
400 <u>Purchased Property Services</u>				
440 Rentals			2,345.00	2,345.00
Total Purchased Property Services			\$2,345.00	\$2,345.00
600 <u>Supplies</u>				
610 General Supplies			187,512.00	187,512.00
640 Books and Periodicals			3,255.00	3,255.00
650 Supplies & Fees – Technology Related			4,879.00	4,879.00
Total Supplies			\$195,646.00	\$195,646.00
Total 1500 Nonpublic School Programs			\$398,846.00	\$398,846.00

LEA : 113364002 Lancaster SD

Printed 12/22/2021 3:32:49 PM

General Fund (10)

1700 Higher Education Programs for Secondary Students	<u>Elementary</u>	<u>Secondary</u>	<u>Federal</u>	<u>Total</u>
500 <u>Other Purchased Services</u>				
566 Tuition To Institutions of Higher Education and Technical Institutes				58,377.00
Total Other Purchased Services				\$58,377.00
Total 1700 Higher Education Programs for Secondary Students				\$58,377.00

LEA : 113364002 Lancaster SD

Printed 12/22/2021 3:32:49 PM

General Fund (10)

1800 Pre-Kindergarten	Elementary	Secondary	Federal	Total
100 <u>Personnel Services – Salaries</u>				
100 Personnel Services – Salaries				2,175,004.00
Total Personnel Services – Salaries				\$2,175,004.00
200 <u>Personnel Services – Employee Benefits</u>				
220 Social Security Contributions				160,005.00
230 PSERS Retirement Contributions				751,600.00
240 Tuition Reimbursement				5,585.00
250 Unemployment Compensation				3,708.00
260 Workers' Compensation				21,751.00
270 Group Insurance – Self-Insurance				514,565.00
Total Personnel Services – Employee Benefits				\$1,457,214.00
300 <u>Purchased Professional and Technical Services</u>				
329 Professional Educational Services – Other				5,601.00
360 Employee Training and Development Services				729.00
Total Purchased Professional and Technical Services				\$6,330.00
500 <u>Other Purchased Services</u>				
510 Student Transportation Services				25,536.00
549 Other Advertising/Public Relations			8,931.00	8,931.00
550 Printing and Binding			660.00	1,100.00
Total Other Purchased Services			\$9,591.00	\$35,567.00
600 <u>Supplies</u>				
610 General Supplies			85,486.00	148,666.00
630 Food				427.00
640 Books and Periodicals			9,092.00	14,577.00
650 Supplies & Fees – Technology Related				105.00
Total Supplies			\$94,578.00	\$163,775.00
800 <u>Other Objects</u>				
890 Miscellaneous Expenditures			58,344.00	1,745,168.00
Total Other Objects			\$58,344.00	\$1,745,168.00
Total 1800 Pre-Kindergarten			\$162,513.00	\$5,583,058.00

LEA : 113364002 Lancaster SD

Printed 12/22/2021 3:32:49 PM

General Fund (10)

1801 Pre-K Instruction

	<u>Elementary</u>	<u>Secondary</u>	<u>Federal</u>	<u>Total</u>
100 <u>Personnel Services – Salaries</u>				
100 Personnel Services – Salaries				2,135,691.00
Total Personnel Services – Salaries				\$2,135,691.00
200 <u>Personnel Services – Employee Benefits</u>				
220 Social Security Contributions				157,119.00
230 PSERS Retirement Contributions				738,021.00
250 Unemployment Compensation				3,633.00
260 Workers' Compensation				21,358.00
270 Group Insurance – Self-Insurance				504,339.00
Total Personnel Services – Employee Benefits				\$1,424,470.00
300 <u>Purchased Professional and Technical Services</u>				
329 Professional Educational Services – Other				5,601.00
Total Purchased Professional and Technical Services				\$5,601.00
500 <u>Other Purchased Services</u>				
510 Student Transportation Services				25,536.00
550 Printing and Binding			660.00	1,100.00
Total Other Purchased Services			\$660.00	\$26,636.00
600 <u>Supplies</u>				
610 General Supplies			85,424.00	148,043.00
630 Food				427.00
640 Books and Periodicals			9,092.00	14,454.00
650 Supplies & Fees – Technology Related				105.00
Total Supplies			\$94,516.00	\$163,029.00
Total 1801 Pre-K Instruction			\$95,176.00	\$3,755,427.00

LEA : 113364002 Lancaster SD

Printed 12/22/2021 3:32:49 PM

General Fund (10)

1802 Pre-K Administrative Support

	<u>Elementary</u>	<u>Secondary</u>	<u>Federal</u>	<u>Total</u>
100 <u>Personnel Services – Salaries</u>				
100 Personnel Services – Salaries				39,313.00
Total Personnel Services – Salaries				\$39,313.00
200 <u>Personnel Services – Employee Benefits</u>				
220 Social Security Contributions				2,886.00
230 PSERS Retirement Contributions				13,579.00
250 Unemployment Compensation				75.00
260 Workers' Compensation				393.00
270 Group Insurance – Self-Insurance				10,226.00
Total Personnel Services – Employee Benefits				\$27,159.00
500 <u>Other Purchased Services</u>				
549 Other Advertising/Public Relations			8,931.00	8,931.00
Total Other Purchased Services			\$8,931.00	\$8,931.00
600 <u>Supplies</u>				
610 General Supplies			62.00	623.00
Total Supplies			\$62.00	\$623.00
Total 1802 Pre-K Administrative Support			\$8,993.00	\$76,026.00

LEA : 113364002 Lancaster SD

Printed 12/22/2021 3:32:49 PM

General Fund (10)

1806 Pre-K Professional Development	<u>Elementary</u>	<u>Secondary</u>	<u>Federal</u>	<u>Total</u>
200 <u>Personnel Services – Employee Benefits</u>				
240 Tuition Reimbursement				5,585.00
Total Personnel Services – Employee Benefits				\$5,585.00
300 <u>Purchased Professional and Technical Services</u>				
360 Employee Training and Development Services				729.00
Total Purchased Professional and Technical Services				\$729.00
600 <u>Supplies</u>				
640 Books and Periodicals				123.00
Total Supplies				\$123.00
Total 1806 Pre-K Professional Development				\$6,437.00

LEA : 113364002 Lancaster SD

Printed 12/22/2021 3:32:49 PM

General Fund (10)

1807 Pre-K Pass-Through Funds (Partners)

Elementary

Secondary

Federal

Total

800 Other Objects

890 Miscellaneous Expenditures

58,344.00

1,745,168.00

Total Other Objects			\$58,344.00	\$1,745,168.00
Total 1807 Pre-K Pass-Through Funds (Partners)			\$58,344.00	\$1,745,168.00

LEA : 113364002 Lancaster SD

Printed 12/22/2021 3:33:04 PM

General Fund (10)

2000 Support Services

Total

100	<u>Personnel Services – Salaries</u>	
100	Personnel Services – Salaries	26,258,393.00
Total Personnel Services – Salaries		\$26,258,393.00
200	<u>Personnel Services – Employee Benefits</u>	
220	Social Security Contributions	1,936,127.00
230	PSERS Retirement Contributions	8,887,710.00
240	Tuition Reimbursement	911,108.00
250	Unemployment Compensation	31,381.00
260	Workers' Compensation	262,627.00
270	Group Insurance – Self-Insurance	4,749,415.00
299	All Other Employee Benefits	151,747.00
Total Personnel Services – Employee Benefits		\$16,930,115.00
300	<u>Purchased Professional and Technical Services</u>	
322	Professional Educational Services – Ius	9,014.00
329	Professional Educational Services – Other	763,461.00
330	Other Professional Services	2,293,546.00
340	Technical Services	4,143.00
350	Security / Safety Services	676,672.00
360	Employee Training and Development Services	540,677.00
Total Purchased Professional and Technical Services		\$4,287,513.00
400	<u>Purchased Property Services</u>	
410	Cleaning Services	6,104,844.00
420	Utility Services	1,620,080.00
430	Repairs and Maintenance Services	3,576,653.00
440	Rentals	162,451.00
450	Construction Services	2,674,635.00
460	Extermination Services	17,688.00
Total Purchased Property Services		\$14,156,351.00
500	<u>Other Purchased Services</u>	
513	Contracted Carriers	5,105,959.00
516	Student Transportation Services From the IU	46,594.00
519	Student Transportation Services From Other Sources	3,810.00
520	Insurance – General	795,251.00
529	Other Insurance	24,966.00
530	Communications	904,122.00
549	Other Advertising/Public Relations	29,849.00
550	Printing and Binding	63,005.00
580	Travel	7,817.00
595	IU Payments By Withholding	46,884.00
599	Other Miscellaneous Purchased Services	114.00
Total Other Purchased Services		\$7,028,371.00
600	<u>Supplies</u>	
610	General Supplies	6,894,387.00
620	Energy	858,163.00

LEA : 113364002 Lancaster SD

Printed 12/22/2021 3:33:04 PM

General Fund (10)

		<u>Total</u>
2000 Support Services		
600	<u>Supplies</u>	
630	Food	26,927.00
640	Books and Periodicals	136,569.00
650	Supplies & Fees – Technology Related	998,158.00
Total Supplies		\$8,914,204.00
700	<u>Property</u>	
752	Capital Equipment – Original and Additional	249,320.00
756	Capitalized Technology Equipment – Original	50,120.00
Total Property		\$299,440.00
800	<u>Other Objects</u>	
810	Dues and Fees	329,671.00
Total Other Objects		\$329,671.00
Total 2000 Support Services		\$78,204,058.00

LEA : 113364002 Lancaster SD

Printed 12/22/2021 3:33:04 PM

General Fund (10)

2100 Support Services – Students	Elementary	Secondary	Federal	Total
100 <u>Personnel Services – Salaries</u>				
100 Personnel Services – Salaries	3,045,760.00	3,242,557.00	864,368.00	8,066,775.00
Total Personnel Services – Salaries	\$3,045,760.00	\$3,242,557.00	\$864,368.00	\$8,066,775.00
200 <u>Personnel Services – Employee Benefits</u>				
220 Social Security Contributions	226,180.00	239,793.00	65,106.00	598,814.00
230 PSERS Retirement Contributions	1,042,409.00	1,111,262.00	296,630.00	2,763,260.00
250 Unemployment Compensation	3,336.00	3,403.00	1,176.00	9,209.00
260 Workers' Compensation	30,413.00	32,400.00	8,820.00	80,781.00
270 Group Insurance – Self-Insurance	497,930.00	530,768.00	175,080.00	1,386,447.00
299 All Other Employee Benefits	881.00	1,506.00	1,950.00	9,733.00
Total Personnel Services – Employee Benefits	\$1,801,149.00	\$1,919,132.00	\$548,762.00	\$4,848,244.00
300 <u>Purchased Professional and Technical Services</u>				
329 Professional Educational Services – Other	310,000.00	117,210.00	156,642.00	587,741.00
330 Other Professional Services	31.00	24.00	14,000.00	14,336.00
Total Purchased Professional and Technical Services	\$310,031.00	\$117,234.00	\$170,642.00	\$602,077.00
500 <u>Other Purchased Services</u>				
530 Communications		1,268.00		1,268.00
549 Other Advertising/Public Relations			8,931.00	8,931.00
550 Printing and Binding		82.00	2,015.00	2,097.00
580 Travel	231.00	178.00	52.00	837.00
Total Other Purchased Services	\$231.00	\$1,528.00	\$10,998.00	\$13,133.00
600 <u>Supplies</u>				
610 General Supplies	580.00	13,594.00	36,263.00	53,829.00
630 Food	68.00	2,029.00		2,097.00
640 Books and Periodicals	9,219.00	7,117.00		16,336.00
650 Supplies & Fees – Technology Related	5,434.00	33,864.00	1,500.00	41,554.00
Total Supplies	\$15,301.00	\$56,604.00	\$37,763.00	\$113,816.00
800 <u>Other Objects</u>				
810 Dues and Fees	1,316.00	1,808.00	3,759.00	6,883.00
Total Other Objects	\$1,316.00	\$1,808.00	\$3,759.00	\$6,883.00
Total 2100 Support Services – Students	\$5,173,788.00	\$5,338,863.00	\$1,636,292.00	\$13,650,928.00

LEA : 113364002 Lancaster SD

Printed 12/22/2021 3:33:04 PM

General Fund (10)

2110 Supervision of Student Services	Elementary	Secondary	Federal	Total
100 <u>Personnel Services – Salaries</u>				
100 Personnel Services – Salaries	243,799.00	188,234.00	454,713.00	886,746.00
Total Personnel Services – Salaries	\$243,799.00	\$188,234.00	\$454,713.00	\$886,746.00
200 <u>Personnel Services – Employee Benefits</u>				
220 Social Security Contributions	17,760.00	13,711.00	33,876.00	65,347.00
230 PSERS Retirement Contributions	81,512.00	62,929.00	151,411.00	295,852.00
250 Unemployment Compensation	275.00	212.00	338.00	825.00
260 Workers' Compensation	2,394.00	1,848.00	4,568.00	8,810.00
270 Group Insurance – Self-Insurance	40,692.00	31,415.00	56,447.00	128,554.00
299 All Other Employee Benefits			1,950.00	1,950.00
Total Personnel Services – Employee Benefits	\$142,633.00	\$110,115.00	\$248,590.00	\$501,338.00
600 <u>Supplies</u>				
630 Food	68.00	52.00		120.00
Total Supplies	\$68.00	\$52.00		\$120.00
800 <u>Other Objects</u>				
810 Dues and Fees	186.00	144.00	2,750.00	3,080.00
Total Other Objects	\$186.00	\$144.00	\$2,750.00	\$3,080.00
Total 2110 Supervision of Student Services	\$386,686.00	\$298,545.00	\$706,053.00	\$1,391,284.00

LEA : 113364002 Lancaster SD

Printed 12/22/2021 3:33:04 PM

General Fund (10)

2111 Supervision of Student Services – Head of Component	<u>Elementary</u>	<u>Secondary</u>	<u>Federal</u>	<u>Total</u>
100 <u>Personnel Services – Salaries</u>				
100 Personnel Services – Salaries	118,060.00	91,163.00		209,223.00
Total Personnel Services – Salaries	\$118,060.00	\$91,163.00		\$209,223.00
200 <u>Personnel Services – Employee Benefits</u>				
220 Social Security Contributions	8,376.00	6,466.00		14,842.00
230 PSERS Retirement Contributions	38,356.00	29,612.00		67,968.00
250 Unemployment Compensation	85.00	65.00		150.00
260 Workers' Compensation	1,132.00	874.00		2,006.00
270 Group Insurance – Self-Insurance	12,059.00	9,310.00		21,369.00
Total Personnel Services – Employee Benefits	\$60,008.00	\$46,327.00		\$106,335.00
600 <u>Supplies</u>				
630 Food	68.00	52.00		120.00
Total Supplies	\$68.00	\$52.00		\$120.00
800 <u>Other Objects</u>				
810 Dues and Fees			2,600.00	2,600.00
Total Other Objects			\$2,600.00	\$2,600.00
Total 2111 Supervision of Student Services – Head of Component	\$178,136.00	\$137,542.00	\$2,600.00	\$318,278.00

LEA : 113364002 Lancaster SD

Printed 12/22/2021 3:33:04 PM

General Fund (10)

2119 Supervision of Student Services – All Other Supervision	<u>Elementary</u>	<u>Secondary</u>	<u>Federal</u>	<u>Total</u>
100 <u>Personnel Services – Salaries</u>				
100 Personnel Services – Salaries	125,739.00	97,071.00	454,713.00	677,523.00
Total Personnel Services – Salaries	\$125,739.00	\$97,071.00	\$454,713.00	\$677,523.00
200 <u>Personnel Services – Employee Benefits</u>				
220 Social Security Contributions	9,384.00	7,245.00	33,876.00	50,505.00
230 PSERS Retirement Contributions	43,156.00	33,317.00	151,411.00	227,884.00
250 Unemployment Compensation	190.00	147.00	338.00	675.00
260 Workers' Compensation	1,262.00	974.00	4,568.00	6,804.00
270 Group Insurance – Self-Insurance	28,633.00	22,105.00	56,447.00	107,185.00
299 All Other Employee Benefits			1,950.00	1,950.00
Total Personnel Services – Employee Benefits	\$82,625.00	\$63,788.00	\$248,590.00	\$395,003.00
800 <u>Other Objects</u>				
810 Dues and Fees	186.00	144.00	150.00	480.00
Total Other Objects	\$186.00	\$144.00	\$150.00	\$480.00
Total 2119 Supervision of Student Services – All Other Supervision	\$208,550.00	\$161,003.00	\$703,453.00	\$1,073,006.00

LEA : 113364002 Lancaster SD

Printed 12/22/2021 3:33:04 PM

General Fund (10)

2120 Guidance Services	Elementary	Secondary	Federal	Total
100 <u>Personnel Services – Salaries</u>				
100 Personnel Services – Salaries	1,302,543.00	1,672,222.00	51,253.00	3,026,018.00
Total Personnel Services – Salaries	\$1,302,543.00	\$1,672,222.00	\$51,253.00	\$3,026,018.00
200 <u>Personnel Services – Employee Benefits</u>				
220 Social Security Contributions	97,013.00	123,596.00	3,879.00	224,488.00
230 PSERS Retirement Contributions	450,258.00	577,131.00	17,688.00	1,045,077.00
250 Unemployment Compensation	1,262.00	1,578.00		2,840.00
260 Workers' Compensation	13,027.00	16,729.00	513.00	30,269.00
270 Group Insurance – Self-Insurance	200,271.00	261,557.00	5,652.00	467,480.00
Total Personnel Services – Employee Benefits	\$761,831.00	\$980,591.00	\$27,732.00	\$1,770,154.00
300 <u>Purchased Professional and Technical Services</u>				
329 Professional Educational Services – Other		1,710.00		1,710.00
Total Purchased Professional and Technical Services		\$1,710.00		\$1,710.00
500 <u>Other Purchased Services</u>				
530 Communications		1,268.00		1,268.00
550 Printing and Binding			492.00	492.00
Total Other Purchased Services		\$1,268.00	\$492.00	\$1,760.00
600 <u>Supplies</u>				
610 General Supplies		1,500.00		1,500.00
640 Books and Periodicals	9,219.00	7,117.00		16,336.00
650 Supplies & Fees – Technology Related			1,500.00	1,500.00
Total Supplies	\$9,219.00	\$8,617.00	\$1,500.00	\$19,336.00
800 <u>Other Objects</u>				
810 Dues and Fees	169.00	130.00		299.00
Total Other Objects	\$169.00	\$130.00		\$299.00
Total 2120 Guidance Services	\$2,073,762.00	\$2,664,538.00	\$80,977.00	\$4,819,277.00

LEA : 113364002 Lancaster SD

Printed 12/22/2021 3:33:04 PM

General Fund (10)

2130 Attendance Services

	<u>Elementary</u>	<u>Secondary</u>	<u>Federal</u>	<u>Total</u>
100 <u>Personnel Services – Salaries</u>				
100 Personnel Services – Salaries				45,912.00
Total Personnel Services – Salaries				\$45,912.00
200 <u>Personnel Services – Employee Benefits</u>				
220 Social Security Contributions				3,257.00
230 PSERS Retirement Contributions				15,838.00
250 Unemployment Compensation				150.00
260 Workers' Compensation				459.00
270 Group Insurance – Self-Insurance				30,738.00
Total Personnel Services – Employee Benefits				\$50,442.00
500 <u>Other Purchased Services</u>				
549 Other Advertising/Public Relations			8,931.00	8,931.00
Total Other Purchased Services			\$8,931.00	\$8,931.00
Total 2130 Attendance Services			\$8,931.00	\$105,285.00

LEA : 113364002 Lancaster SD

Printed 12/22/2021 3:33:04 PM

General Fund (10)

2140 Psychological Services

	<u>Elementary</u>	<u>Secondary</u>	<u>Federal</u>	<u>Total</u>
100 <u>Personnel Services – Salaries</u>				
100 Personnel Services – Salaries	573,114.00	442,452.00		1,015,566.00
Total Personnel Services – Salaries	\$573,114.00	\$442,452.00		\$1,015,566.00
200 <u>Personnel Services – Employee Benefits</u>				
220 Social Security Contributions	42,310.00	32,664.00		74,974.00
230 PSERS Retirement Contributions	199,188.00	153,776.00		352,964.00
250 Unemployment Compensation	508.00	392.00		900.00
260 Workers' Compensation	5,732.00	4,425.00		10,157.00
270 Group Insurance – Self-Insurance	97,512.00	75,281.00		172,793.00
Total Personnel Services – Employee Benefits	\$345,250.00	\$266,538.00		\$611,788.00
600 <u>Supplies</u>				
610 General Supplies			36,263.00	36,263.00
Total Supplies			\$36,263.00	\$36,263.00
800 <u>Other Objects</u>				
810 Dues and Fees			1,009.00	1,009.00
Total Other Objects			\$1,009.00	\$1,009.00
Total 2140 Psychological Services	\$918,364.00	\$708,990.00	\$37,272.00	\$1,664,626.00

LEA : 113364002 Lancaster SD

Printed 12/22/2021 3:33:04 PM

General Fund (10)

2160 Social Work Services

	<u>Elementary</u>	<u>Secondary</u>	<u>Federal</u>	<u>Total</u>
100 <u>Personnel Services – Salaries</u>				
100 Personnel Services – Salaries			165,840.00	577,481.00
Total Personnel Services – Salaries			\$165,840.00	\$577,481.00
200 <u>Personnel Services – Employee Benefits</u>				
220 Social Security Contributions			13,484.00	43,761.00
230 PSERS Retirement Contributions			61,863.00	204,247.00
250 Unemployment Compensation			199.00	638.00
260 Workers' Compensation			1,812.00	5,928.00
270 Group Insurance – Self-Insurance			38,484.00	100,750.00
Total Personnel Services – Employee Benefits			\$115,842.00	\$355,324.00
500 <u>Other Purchased Services</u>				
550 Printing and Binding			1,523.00	1,523.00
580 Travel				376.00
Total Other Purchased Services			\$1,523.00	\$1,899.00
Total 2160 Social Work Services			\$283,205.00	\$934,704.00

LEA : 113364002 Lancaster SD

Printed 12/22/2021 3:33:04 PM

General Fund (10)				
2170 Student Accounting Services	<u>Elementary</u>	<u>Secondary</u>	<u>Federal</u>	<u>Total</u>
100 <u>Personnel Services – Salaries</u>				
100 Personnel Services – Salaries				456,537.00
Total Personnel Services – Salaries				\$456,537.00
200 <u>Personnel Services – Employee Benefits</u>				
220 Social Security Contributions				34,201.00
230 PSERS Retirement Contributions				154,737.00
250 Unemployment Compensation				705.00
260 Workers' Compensation				4,573.00
270 Group Insurance – Self-Insurance				89,665.00
299 All Other Employee Benefits				5,396.00
Total Personnel Services – Employee Benefits				\$289,277.00
300 <u>Purchased Professional and Technical Services</u>				
329 Professional Educational Services – Other				3,889.00
330 Other Professional Services				281.00
Total Purchased Professional and Technical Services				\$4,170.00
600 <u>Supplies</u>				
610 General Supplies				3,392.00
650 Supplies & Fees – Technology Related				756.00
Total Supplies				\$4,148.00
Total 2170 Student Accounting Services				\$754,132.00

LEA : 113364002 Lancaster SD

Printed 12/22/2021 3:33:04 PM

General Fund (10)

2190 Other Student Services	Elementary	Secondary	Federal	Total
100 <u>Personnel Services – Salaries</u>				
100 Personnel Services – Salaries	926,304.00	939,649.00	192,562.00	2,058,515.00
Total Personnel Services – Salaries	\$926,304.00	\$939,649.00	\$192,562.00	\$2,058,515.00
200 <u>Personnel Services – Employee Benefits</u>				
220 Social Security Contributions	69,097.00	69,822.00	13,867.00	152,786.00
230 PSERS Retirement Contributions	311,451.00	317,426.00	65,668.00	694,545.00
250 Unemployment Compensation	1,291.00	1,221.00	639.00	3,151.00
260 Workers' Compensation	9,260.00	9,398.00	1,927.00	20,585.00
270 Group Insurance – Self-Insurance	159,455.00	162,515.00	74,497.00	396,467.00
299 All Other Employee Benefits	881.00	1,506.00		2,387.00
Total Personnel Services – Employee Benefits	\$551,435.00	\$561,888.00	\$156,598.00	\$1,269,921.00
300 <u>Purchased Professional and Technical Services</u>				
329 Professional Educational Services – Other	310,000.00	115,500.00	156,642.00	582,142.00
330 Other Professional Services	31.00	24.00	14,000.00	14,055.00
Total Purchased Professional and Technical Services	\$310,031.00	\$115,524.00	\$170,642.00	\$596,197.00
500 <u>Other Purchased Services</u>				
550 Printing and Binding		82.00		82.00
580 Travel	231.00	178.00	52.00	461.00
Total Other Purchased Services	\$231.00	\$260.00	\$52.00	\$543.00
600 <u>Supplies</u>				
610 General Supplies	580.00	12,094.00		12,674.00
630 Food		1,977.00		1,977.00
650 Supplies & Fees – Technology Related	5,434.00	33,864.00		39,298.00
Total Supplies	\$6,014.00	\$47,935.00		\$53,949.00
800 <u>Other Objects</u>				
810 Dues and Fees	961.00	1,534.00		2,495.00
Total Other Objects	\$961.00	\$1,534.00		\$2,495.00
Total 2190 Other Student Services	\$1,794,976.00	\$1,666,790.00	\$519,854.00	\$3,981,620.00

LEA : 113364002 Lancaster SD

Printed 12/22/2021 3:33:04 PM

General Fund (10)

2200 Support Services – Instructional Staff

	Elementary	Secondary	Federal	Total
100 Personnel Services – Salaries				
100 Personnel Services – Salaries	1,310,084.00	1,648,838.00	2,174,614.00	5,133,536.00
Total Personnel Services – Salaries	\$1,310,084.00	\$1,648,838.00	\$2,174,614.00	\$5,133,536.00
200 Personnel Services – Employee Benefits				
220 Social Security Contributions	97,523.00	123,220.00	159,261.00	380,004.00
230 PSERS Retirement Contributions	449,246.00	565,613.00	751,215.00	1,766,074.00
240 Tuition Reimbursement	430,960.00	328,625.00		759,585.00
250 Unemployment Compensation	1,515.00	1,714.00	2,103.00	5,332.00
260 Workers' Compensation	13,098.00	16,490.00	21,734.00	51,322.00
270 Group Insurance – Self-Insurance	218,754.00	220,128.00	453,778.00	892,660.00
299 All Other Employee Benefits	16,340.00	13,698.00		30,038.00
Total Personnel Services – Employee Benefits	\$1,227,436.00	\$1,269,488.00	\$1,388,091.00	\$3,885,015.00
300 Purchased Professional and Technical Services				
322 Professional Educational Services – Ius	1,250.00		7,764.00	9,014.00
329 Professional Educational Services – Other	29,516.00	24,632.00	9,878.00	64,026.00
330 Other Professional Services	64,807.00	50,031.00	18,400.00	133,238.00
360 Employee Training and Development Services	324,206.00	144,514.00	29,852.00	498,572.00
Total Purchased Professional and Technical Services	\$419,779.00	\$219,177.00	\$65,894.00	\$704,850.00
400 Purchased Property Services				
430 Repairs and Maintenance Services	506,220.00	390,809.00		897,029.00
Total Purchased Property Services	\$506,220.00	\$390,809.00		\$897,029.00
500 Other Purchased Services				
530 Communications	473,851.00	365,819.00		839,670.00
550 Printing and Binding	822.00	635.00		1,457.00
580 Travel	37.00	29.00	1,054.00	1,120.00
Total Other Purchased Services	\$474,710.00	\$366,483.00	\$1,054.00	\$842,247.00
600 Supplies				
610 General Supplies	337,691.00	261,352.00	360.00	599,403.00
630 Food	400.00			400.00
640 Books and Periodicals	33,965.00	51,498.00	22,260.00	107,723.00
650 Supplies & Fees – Technology Related	61,023.00	53,736.00		114,759.00
Total Supplies	\$433,079.00	\$366,586.00	\$22,620.00	\$822,285.00
700 Property				
756 Capitalized Technology Equipment – Original	28,284.00	21,836.00		50,120.00
Total Property	\$28,284.00	\$21,836.00		\$50,120.00
800 Other Objects				
810 Dues and Fees	1,487.00	586.00		2,073.00
Total Other Objects	\$1,487.00	\$586.00		\$2,073.00
Total 2200 Support Services – Instructional Staff	\$4,401,079.00	\$4,283,803.00	\$3,652,273.00	\$12,337,155.00

LEA : 113364002 Lancaster SD

Printed 12/22/2021 3:33:04 PM

General Fund (10)

2220 Technology Support Services	Elementary	Secondary	Federal	Total
100 <u>Personnel Services – Salaries</u>				
100 Personnel Services – Salaries	170,761.00	353,985.00	62,383.00	587,129.00
Total Personnel Services – Salaries	\$170,761.00	\$353,985.00	\$62,383.00	\$587,129.00
200 <u>Personnel Services – Employee Benefits</u>				
220 Social Security Contributions	12,704.00	26,435.00	4,573.00	43,712.00
230 PSERS Retirement Contributions	59,067.00	121,206.00	21,529.00	201,802.00
250 Unemployment Compensation	169.00	431.00	75.00	675.00
260 Workers' Compensation	1,708.00	3,527.00	624.00	5,859.00
270 Group Insurance – Self-Insurance	26,503.00	53,525.00	17,745.00	97,773.00
Total Personnel Services – Employee Benefits	\$100,151.00	\$205,124.00	\$44,546.00	\$349,821.00
600 <u>Supplies</u>				
610 General Supplies	438.00	37.00		475.00
Total Supplies	\$438.00	\$37.00		\$475.00
700 <u>Property</u>				
756 Capitalized Technology Equipment – Original	28,284.00	21,836.00		50,120.00
Total Property	\$28,284.00	\$21,836.00		\$50,120.00
Total 2220 Technology Support Services	\$299,634.00	\$580,982.00	\$106,929.00	\$987,545.00

LEA : 113364002 Lancaster SD

Printed 12/22/2021 3:33:04 PM

General Fund (10)

2240 Computer-Assisted Instruction Support Services	<u>Elementary</u>	<u>Secondary</u>	<u>Federal</u>	<u>Total</u>
100 <u>Personnel Services – Salaries</u>				
100 Personnel Services – Salaries	12,737.00	9,833.00		22,570.00
Total Personnel Services – Salaries	\$12,737.00	\$9,833.00		\$22,570.00
200 <u>Personnel Services – Employee Benefits</u>				
220 Social Security Contributions	972.00	751.00		1,723.00
230 PSERS Retirement Contributions	4,395.00	3,393.00		7,788.00
260 Workers’ Compensation	127.00	98.00		225.00
270 Group Insurance – Self-Insurance	1,686.00	1,302.00		2,988.00
Total Personnel Services – Employee Benefits	\$7,180.00	\$5,544.00		\$12,724.00
300 <u>Purchased Professional and Technical Services</u>				
330 Other Professional Services			18,400.00	18,400.00
Total Purchased Professional and Technical Services			\$18,400.00	\$18,400.00
400 <u>Purchased Property Services</u>				
430 Repairs and Maintenance Services	506,030.00	390,662.00		896,692.00
Total Purchased Property Services	\$506,030.00	\$390,662.00		\$896,692.00
500 <u>Other Purchased Services</u>				
530 Communications	473,838.00	365,809.00		839,647.00
Total Other Purchased Services	\$473,838.00	\$365,809.00		\$839,647.00
600 <u>Supplies</u>				
610 General Supplies	332,724.00	256,867.00		589,591.00
Total Supplies	\$332,724.00	\$256,867.00		\$589,591.00
800 <u>Other Objects</u>				
810 Dues and Fees	141.00	109.00		250.00
Total Other Objects	\$141.00	\$109.00		\$250.00
Total 2240 Computer-Assisted Instruction Support Services	\$1,332,650.00	\$1,028,824.00	\$18,400.00	\$2,379,874.00

LEA : 113364002 Lancaster SD

Printed 12/22/2021 3:33:04 PM

General Fund (10)

2250 School Library Services	Elementary	Secondary	Federal	Total
100 Personnel Services – Salaries				
100 Personnel Services – Salaries	271,083.00	459,006.00		730,089.00
Total Personnel Services – Salaries	\$271,083.00	\$459,006.00		\$730,089.00
200 Personnel Services – Employee Benefits				
220 Social Security Contributions	19,815.00	34,071.00		53,886.00
230 PSERS Retirement Contributions	93,206.00	158,552.00		251,758.00
250 Unemployment Compensation	766.00	675.00		1,441.00
260 Workers' Compensation	2,693.00	4,591.00		7,284.00
270 Group Insurance – Self-Insurance	105,522.00	99,647.00		205,169.00
299 All Other Employee Benefits	12,437.00	9,601.00		22,038.00
Total Personnel Services – Employee Benefits	\$234,439.00	\$307,137.00		\$541,576.00
600 Supplies				
610 General Supplies	1,914.00	1,192.00		3,106.00
640 Books and Periodicals	27,460.00	26,177.00	15,228.00	68,865.00
Total Supplies	\$29,374.00	\$27,369.00	\$15,228.00	\$71,971.00
Total 2250 School Library Services	\$534,896.00	\$793,512.00	\$15,228.00	\$1,343,636.00

LEA : 113364002 Lancaster SD

Printed 12/22/2021 3:33:04 PM

General Fund (10)

2260 Instruction and Curriculum Development Services

	<u>Elementary</u>	<u>Secondary</u>	<u>Federal</u>	<u>Total</u>
100 <u>Personnel Services – Salaries</u>				
100 Personnel Services – Salaries	572,408.00	440,403.00	54.00	1,012,865.00
Total Personnel Services – Salaries	\$572,408.00	\$440,403.00	\$54.00	\$1,012,865.00
200 <u>Personnel Services – Employee Benefits</u>				
220 Social Security Contributions	42,793.00	32,923.00	4.00	75,720.00
230 PSERS Retirement Contributions	194,838.00	149,913.00	19.00	344,770.00
250 Unemployment Compensation	446.00	344.00		790.00
260 Workers' Compensation	5,742.00	4,418.00	1.00	10,161.00
270 Group Insurance – Self-Insurance	77,176.00	59,581.00		136,757.00
299 All Other Employee Benefits	3,903.00	3,014.00		6,917.00
Total Personnel Services – Employee Benefits	\$324,898.00	\$250,193.00	\$24.00	\$575,115.00
300 <u>Purchased Professional and Technical Services</u>				
322 Professional Educational Services – Ius	1,250.00			1,250.00
330 Other Professional Services	143.00	110.00		253.00
Total Purchased Professional and Technical Services	\$1,393.00	\$110.00		\$1,503.00
400 <u>Purchased Property Services</u>				
430 Repairs and Maintenance Services	190.00	147.00		337.00
Total Purchased Property Services	\$190.00	\$147.00		\$337.00
500 <u>Other Purchased Services</u>				
530 Communications	13.00	10.00		23.00
550 Printing and Binding	822.00	635.00		1,457.00
580 Travel	37.00	29.00		66.00
Total Other Purchased Services	\$872.00	\$674.00		\$1,546.00
600 <u>Supplies</u>				
610 General Supplies	515.00	348.00		863.00
640 Books and Periodicals	1,650.00	22,505.00		24,155.00
650 Supplies & Fees – Technology Related	37,498.00	35,574.00		73,072.00
Total Supplies	\$39,663.00	\$58,427.00		\$98,090.00
800 <u>Other Objects</u>				
810 Dues and Fees	1,346.00	422.00		1,768.00
Total Other Objects	\$1,346.00	\$422.00		\$1,768.00
Total 2260 Instruction and Curriculum Development Services	\$940,770.00	\$750,376.00	\$78.00	\$1,691,224.00

LEA : 113364002 Lancaster SD

Printed 12/22/2021 3:33:04 PM

General Fund (10)

2270 Instructional Staff Professional Development Services	Elementary	Secondary	Federal	Total
100 Personnel Services – Salaries				
100 Personnel Services – Salaries	142,213.00	110,723.00	38,331.00	291,267.00
Total Personnel Services – Salaries	\$142,213.00	\$110,723.00	\$38,331.00	\$291,267.00
200 Personnel Services – Employee Benefits				
220 Social Security Contributions	10,708.00	8,338.00	2,803.00	21,849.00
230 PSERS Retirement Contributions	48,950.00	38,113.00	12,795.00	99,858.00
240 Tuition Reimbursement	430,960.00	328,625.00		759,585.00
250 Unemployment Compensation	51.00	39.00	5.00	95.00
260 Workers' Compensation	1,418.00	1,104.00	370.00	2,892.00
270 Group Insurance – Self-Insurance	7,867.00	6,073.00		13,940.00
Total Personnel Services – Employee Benefits	\$499,954.00	\$382,292.00	\$15,973.00	\$898,219.00
300 Purchased Professional and Technical Services				
329 Professional Educational Services – Other	915.00	2,552.00	9,878.00	13,345.00
330 Other Professional Services	64,664.00	49,921.00		114,585.00
360 Employee Training and Development Services	324,206.00	144,514.00	29,852.00	498,572.00
Total Purchased Professional and Technical Services	\$389,785.00	\$196,987.00	\$39,730.00	\$626,502.00
500 Other Purchased Services				
580 Travel			1,054.00	1,054.00
Total Other Purchased Services			\$1,054.00	\$1,054.00
600 Supplies				
610 General Supplies	2,100.00	2,908.00	360.00	5,368.00
630 Food	400.00			400.00
640 Books and Periodicals	4,855.00	2,816.00	7,032.00	14,703.00
650 Supplies & Fees – Technology Related	23,525.00	18,162.00		41,687.00
Total Supplies	\$30,880.00	\$23,886.00	\$7,392.00	\$62,158.00
Total 2270 Instructional Staff Professional Development Services	\$1,062,832.00	\$713,888.00	\$102,480.00	\$1,879,200.00

LEA : 113364002 Lancaster SD

Printed 12/22/2021 3:33:04 PM

General Fund (10)

2280 Nonpublic Support Services

	<u>Elementary</u>	<u>Secondary</u>	<u>Federal</u>	<u>Total</u>
300 <u>Purchased Professional and Technical Services</u>				
322 Professional Educational Services – lus			7,764.00	7,764.00
Total Purchased Professional and Technical Services			\$7,764.00	\$7,764.00
Total 2280 Nonpublic Support Services			\$7,764.00	\$7,764.00

LEA : 113364002 Lancaster SD

Printed 12/22/2021 3:33:04 PM

General Fund (10)				
2290 Other Instructional Staff Services	<u>Elementary</u>	<u>Secondary</u>	<u>Federal</u>	<u>Total</u>
100 <u>Personnel Services – Salaries</u>				
100 Personnel Services – Salaries	140,882.00	274,888.00	2,073,846.00	2,489,616.00
Total Personnel Services – Salaries	\$140,882.00	\$274,888.00	\$2,073,846.00	\$2,489,616.00
200 <u>Personnel Services – Employee Benefits</u>				
220 Social Security Contributions	10,531.00	20,702.00	151,881.00	183,114.00
230 PSERS Retirement Contributions	48,790.00	94,436.00	716,872.00	860,098.00
250 Unemployment Compensation	83.00	225.00	2,023.00	2,331.00
260 Workers' Compensation	1,410.00	2,752.00	20,739.00	24,901.00
270 Group Insurance – Self-Insurance			436,033.00	436,033.00
299 All Other Employee Benefits		1,083.00		1,083.00
Total Personnel Services – Employee Benefits	\$60,814.00	\$119,198.00	\$1,327,548.00	\$1,507,560.00
300 <u>Purchased Professional and Technical Services</u>				
329 Professional Educational Services – Other	28,601.00	22,080.00		50,681.00
Total Purchased Professional and Technical Services	\$28,601.00	\$22,080.00		\$50,681.00
800 <u>Other Objects</u>				
810 Dues and Fees		55.00		55.00
Total Other Objects		\$55.00		\$55.00
Total 2290 Other Instructional Staff Services	\$230,297.00	\$416,221.00	\$3,401,394.00	\$4,047,912.00

LEA : 113364002 Lancaster SD

Printed 12/22/2021 3:33:04 PM

General Fund (10)

2300 Support Services – Administration	Elementary	Secondary	Federal	Total
100 Personnel Services – Salaries				
100 Personnel Services – Salaries	2,481,728.00	2,235,961.00	456,554.00	6,227,621.00
Total Personnel Services – Salaries	\$2,481,728.00	\$2,235,961.00	\$456,554.00	\$6,227,621.00
200 Personnel Services – Employee Benefits				
220 Social Security Contributions	193,257.00	177,796.00	14,846.00	457,043.00
230 PSERS Retirement Contributions	886,824.00	810,751.00	65,630.00	2,110,838.00
250 Unemployment Compensation	3,094.00	2,826.00	225.00	6,932.00
260 Workers' Compensation	26,101.00	23,889.00	1,979.00	62,415.00
270 Group Insurance – Self-Insurance	536,301.00	453,798.00	26,130.00	1,147,453.00
299 All Other Employee Benefits	15,441.00	7,262.00		54,473.00
Total Personnel Services – Employee Benefits	\$1,661,018.00	\$1,476,322.00	\$108,810.00	\$3,839,154.00
300 Purchased Professional and Technical Services				
329 Professional Educational Services – Other	60,569.00			90,069.00
330 Other Professional Services			12,098.00	698,583.00
340 Technical Services				1,307.00
Total Purchased Professional and Technical Services	\$60,569.00		\$12,098.00	\$789,959.00
400 Purchased Property Services				
430 Repairs and Maintenance Services	25,206.00	17,063.00		42,269.00
Total Purchased Property Services	\$25,206.00	\$17,063.00		\$42,269.00
500 Other Purchased Services				
520 Insurance – General				92,852.00
530 Communications	244.00	183.00		672.00
549 Other Advertising/Public Relations				13,933.00
550 Printing and Binding	4,292.00	997.00	2,797.00	31,984.00
580 Travel				342.00
599 Other Miscellaneous Purchased Services				114.00
Total Other Purchased Services	\$4,536.00	\$1,180.00	\$2,797.00	\$139,897.00
600 Supplies				
610 General Supplies	46,173.00	33,964.00		105,203.00
630 Food	7,619.00	10,533.00		24,266.00
640 Books and Periodicals				6,730.00
650 Supplies & Fees – Technology Related				9,544.00
Total Supplies	\$53,792.00	\$44,497.00		\$145,743.00
800 Other Objects				
810 Dues and Fees	1,797.00	3,650.00		225,139.00
Total Other Objects	\$1,797.00	\$3,650.00		\$225,139.00
Total 2300 Support Services – Administration	\$4,288,646.00	\$3,778,673.00	\$580,259.00	\$11,409,782.00

LEA : 113364002 Lancaster SD

Printed 12/22/2021 3:33:04 PM

General Fund (10)

2310 Board Services

	<u>Elementary</u>	<u>Secondary</u>	<u>Federal</u>	<u>Total</u>
100 <u>Personnel Services – Salaries</u>				
100 Personnel Services – Salaries				461.00
Total Personnel Services – Salaries				\$461.00
200 <u>Personnel Services – Employee Benefits</u>				
220 Social Security Contributions				35.00
230 PSERS Retirement Contributions				159.00
260 Workers’ Compensation				5.00
Total Personnel Services – Employee Benefits				\$199.00
300 <u>Purchased Professional and Technical Services</u>				
330 Other Professional Services				23,045.00
340 Technical Services				1,307.00
Total Purchased Professional and Technical Services				\$24,352.00
500 <u>Other Purchased Services</u>				
520 Insurance – General				92,852.00
549 Other Advertising/Public Relations				8,049.00
Total Other Purchased Services				\$100,901.00
600 <u>Supplies</u>				
610 General Supplies				3,678.00
630 Food				1,849.00
650 Supplies & Fees – Technology Related				9,150.00
Total Supplies				\$14,677.00
Total 2310 Board Services				\$140,590.00

LEA : 113364002 Lancaster SD

Printed 12/22/2021 3:33:04 PM

General Fund (10)

2330 Tax Assessment and Collection Services	<u>Elementary</u>	<u>Secondary</u>	<u>Federal</u>	<u>Total</u>
300 <u>Purchased Professional and Technical Services</u>				
330 Other Professional Services				233,092.00
Total Purchased Professional and Technical Services				\$233,092.00
500 <u>Other Purchased Services</u>				
550 Printing and Binding				5,742.00
Total Other Purchased Services				\$5,742.00
800 <u>Other Objects</u>				
810 Dues and Fees				211,813.00
Total Other Objects				\$211,813.00
Total 2330 Tax Assessment and Collection Services				\$450,647.00

LEA : 113364002 Lancaster SD

Printed 12/22/2021 3:33:04 PM

General Fund (10)

2350 Legal and Accounting Services	<u>Elementary</u>	<u>Secondary</u>	<u>Federal</u>	<u>Total</u>
300 <u>Purchased Professional and Technical Services</u>				
330 Other Professional Services			12,098.00	269,206.00
Total Purchased Professional and Technical Services			\$12,098.00	\$269,206.00
Total 2350 Legal and Accounting Services			\$12,098.00	\$269,206.00

LEA : 113364002 Lancaster SD

Printed 12/22/2021 3:33:04 PM

General Fund (10)

2360 Office of the Superintendent / Executive Director Services	Elementary	Secondary	Federal	Total
100 <u>Personnel Services – Salaries</u>				
100 Personnel Services – Salaries				793,537.00
Total Personnel Services – Salaries				\$793,537.00
200 <u>Personnel Services – Employee Benefits</u>				
220 Social Security Contributions				51,782.00
230 PSERS Retirement Contributions				259,670.00
250 Unemployment Compensation				562.00
260 Workers' Compensation				7,852.00
270 Group Insurance – Self-Insurance				85,969.00
299 All Other Employee Benefits				27,264.00
Total Personnel Services – Employee Benefits				\$433,099.00
300 <u>Purchased Professional and Technical Services</u>				
329 Professional Educational Services – Other				29,500.00
330 Other Professional Services				97,291.00
Total Purchased Professional and Technical Services				\$126,791.00
500 <u>Other Purchased Services</u>				
530 Communications	238.00	183.00		421.00
550 Printing and Binding				11,076.00
580 Travel				342.00
599 Other Miscellaneous Purchased Services				114.00
Total Other Purchased Services	\$238.00	\$183.00		\$11,953.00
600 <u>Supplies</u>				
610 General Supplies				18,804.00
630 Food				4,265.00
640 Books and Periodicals				6,014.00
650 Supplies & Fees – Technology Related				394.00
Total Supplies				\$29,477.00
800 <u>Other Objects</u>				
810 Dues and Fees				7,414.00
Total Other Objects				\$7,414.00
Total 2360 Office of the Superintendent / Executive Director Services	\$238.00	\$183.00		\$1,402,271.00

LEA : 113364002 Lancaster SD

Printed 12/22/2021 3:33:04 PM

General Fund (10)				
2370 Community Relations Services	<u>Elementary</u>	<u>Secondary</u>	<u>Federal</u>	<u>Total</u>
100 <u>Personnel Services – Salaries</u>				
100 Personnel Services – Salaries				259,380.00
Total Personnel Services – Salaries				\$259,380.00
200 <u>Personnel Services – Employee Benefits</u>				
220 Social Security Contributions				19,327.00
230 PSERS Retirement Contributions				87,804.00
250 Unemployment Compensation				225.00
260 Workers' Compensation				2,589.00
270 Group Insurance – Self-Insurance				45,255.00
299 All Other Employee Benefits				4,506.00
Total Personnel Services – Employee Benefits				\$159,706.00
300 <u>Purchased Professional and Technical Services</u>				
330 Other Professional Services				75,949.00
Total Purchased Professional and Technical Services				\$75,949.00
500 <u>Other Purchased Services</u>				
530 Communications				245.00
549 Other Advertising/Public Relations				5,884.00
550 Printing and Binding			2,797.00	9,877.00
Total Other Purchased Services			\$2,797.00	\$16,006.00
600 <u>Supplies</u>				
610 General Supplies				2,584.00
640 Books and Periodicals				716.00
Total Supplies				\$3,300.00
800 <u>Other Objects</u>				
810 Dues and Fees				465.00
Total Other Objects				\$465.00
Total 2370 Community Relations Services			\$2,797.00	\$514,806.00

LEA : 113364002 Lancaster SD

Printed 12/22/2021 3:33:04 PM

General Fund (10)

2380 Office of the Principal Services	Elementary	Secondary	Federal	Total
100 <u>Personnel Services – Salaries</u>				
100 Personnel Services – Salaries	2,481,728.00	2,235,961.00	456,554.00	5,174,243.00
Total Personnel Services – Salaries	\$2,481,728.00	\$2,235,961.00	\$456,554.00	\$5,174,243.00
200 <u>Personnel Services – Employee Benefits</u>				
220 Social Security Contributions	193,257.00	177,796.00	14,846.00	385,899.00
230 PSERS Retirement Contributions	886,824.00	810,751.00	65,630.00	1,763,205.00
250 Unemployment Compensation	3,094.00	2,826.00	225.00	6,145.00
260 Workers' Compensation	26,101.00	23,889.00	1,979.00	51,969.00
270 Group Insurance – Self-Insurance	536,301.00	453,798.00	26,130.00	1,016,229.00
299 All Other Employee Benefits	15,441.00	7,262.00		22,703.00
Total Personnel Services – Employee Benefits	\$1,661,018.00	\$1,476,322.00	\$108,810.00	\$3,246,150.00
300 <u>Purchased Professional and Technical Services</u>				
329 Professional Educational Services – Other	60,569.00			60,569.00
Total Purchased Professional and Technical Services	\$60,569.00			\$60,569.00
400 <u>Purchased Property Services</u>				
430 Repairs and Maintenance Services	25,206.00	17,063.00		42,269.00
Total Purchased Property Services	\$25,206.00	\$17,063.00		\$42,269.00
500 <u>Other Purchased Services</u>				
530 Communications	6.00			6.00
550 Printing and Binding	4,292.00	997.00		5,289.00
Total Other Purchased Services	\$4,298.00	\$997.00		\$5,295.00
600 <u>Supplies</u>				
610 General Supplies	46,173.00	33,964.00		80,137.00
630 Food	7,619.00	10,533.00		18,152.00
Total Supplies	\$53,792.00	\$44,497.00		\$98,289.00
800 <u>Other Objects</u>				
810 Dues and Fees	1,797.00	3,650.00		5,447.00
Total Other Objects	\$1,797.00	\$3,650.00		\$5,447.00
Total 2380 Office of the Principal Services	\$4,288,408.00	\$3,778,490.00	\$565,364.00	\$8,632,262.00

LEA : 113364002 Lancaster SD

Printed 12/22/2021 3:33:04 PM

General Fund (10)					
2400 Support Services – Pupil Health		Elementary	Secondary	Federal	Total
100 <u>Personnel Services – Salaries</u>					
100 Personnel Services – Salaries				34,414.00	1,477,044.00
Total Personnel Services – Salaries				\$34,414.00	\$1,477,044.00
200 <u>Personnel Services – Employee Benefits</u>					
220 Social Security Contributions				2,604.00	108,885.00
230 PSERS Retirement Contributions				11,913.00	509,308.00
250 Unemployment Compensation				36.00	2,553.00
260 Workers' Compensation				344.00	14,701.00
270 Group Insurance – Self-Insurance				5,579.00	356,768.00
Total Personnel Services – Employee Benefits				\$20,476.00	\$992,215.00
300 <u>Purchased Professional and Technical Services</u>					
329 Professional Educational Services – Other				8,009.00	16,017.00
330 Other Professional Services				2,529.00	442,904.00
340 Technical Services					785.00
Total Purchased Professional and Technical Services				\$10,538.00	\$459,706.00
400 <u>Purchased Property Services</u>					
430 Repairs and Maintenance Services					795.00
Total Purchased Property Services					\$795.00
500 <u>Other Purchased Services</u>					
550 Printing and Binding					588.00
580 Travel					13.00
Total Other Purchased Services					\$601.00
600 <u>Supplies</u>					
610 General Supplies				393.00	27,072.00
Total Supplies				\$393.00	\$27,072.00
700 <u>Property</u>					
752 Capital Equipment – Original and Additional				23,085.00	23,085.00
Total Property				\$23,085.00	\$23,085.00
800 <u>Other Objects</u>					
810 Dues and Fees				2,410.00	2,540.00
Total Other Objects				\$2,410.00	\$2,540.00
Total 2400 Support Services – Pupil Health				\$91,316.00	\$2,983,058.00

LEA : 113364002 Lancaster SD

Printed 12/22/2021 3:33:04 PM

General Fund (10)

2410 Supervision of Health Services	<u>Elementary</u>	<u>Secondary</u>	<u>Federal</u>	<u>Total</u>
100 <u>Personnel Services – Salaries</u>				
100 Personnel Services – Salaries			7,752.00	91,343.00
Total Personnel Services – Salaries			\$7,752.00	\$91,343.00
200 <u>Personnel Services – Employee Benefits</u>				
220 Social Security Contributions			587.00	6,874.00
230 PSERS Retirement Contributions			2,669.00	30,998.00
250 Unemployment Compensation				75.00
260 Workers' Compensation			77.00	921.00
270 Group Insurance – Self-Insurance				12,392.00
Total Personnel Services – Employee Benefits			\$3,333.00	\$51,260.00
800 <u>Other Objects</u>				
810 Dues and Fees				130.00
Total Other Objects				\$130.00
Total 2410 Supervision of Health Services			\$11,085.00	\$142,733.00

LEA : 113364002 Lancaster SD

Printed 12/22/2021 3:33:04 PM

General Fund (10)

2419 Supervision of Health Services – All Other Supervision

	<u>Elementary</u>	<u>Secondary</u>	<u>Federal</u>	<u>Total</u>
100 <u>Personnel Services – Salaries</u>				
100 Personnel Services – Salaries			7,752.00	91,343.00
Total Personnel Services – Salaries			\$7,752.00	\$91,343.00
200 <u>Personnel Services – Employee Benefits</u>				
220 Social Security Contributions			587.00	6,874.00
230 PSERS Retirement Contributions			2,669.00	30,998.00
250 Unemployment Compensation				75.00
260 Workers' Compensation			77.00	921.00
270 Group Insurance – Self-Insurance				12,392.00
Total Personnel Services – Employee Benefits			\$3,333.00	\$51,260.00
800 <u>Other Objects</u>				
810 Dues and Fees				130.00
Total Other Objects				\$130.00
Total 2419 Supervision of Health Services – All Other Supervision			\$11,085.00	\$142,733.00

LEA : 113364002 Lancaster SD

Printed 12/22/2021 3:33:04 PM

General Fund (10)

2420 Medical Services

	Elementary	Secondary	Federal	Total
100 <u>Personnel Services – Salaries</u>				
100 Personnel Services – Salaries			26,662.00	575,253.00
Total Personnel Services – Salaries			\$26,662.00	\$575,253.00
200 <u>Personnel Services – Employee Benefits</u>				
220 Social Security Contributions			2,017.00	41,616.00
230 PSERS Retirement Contributions			9,244.00	195,821.00
250 Unemployment Compensation			36.00	1,353.00
260 Workers' Compensation			267.00	5,674.00
270 Group Insurance – Self-Insurance			5,579.00	184,379.00
Total Personnel Services – Employee Benefits			\$17,143.00	\$428,843.00
300 <u>Purchased Professional and Technical Services</u>				
329 Professional Educational Services – Other			8,009.00	16,017.00
330 Other Professional Services			2,529.00	8,779.00
Total Purchased Professional and Technical Services			\$10,538.00	\$24,796.00
500 <u>Other Purchased Services</u>				
550 Printing and Binding				588.00
Total Other Purchased Services				\$588.00
700 <u>Property</u>				
752 Capital Equipment – Original and Additional			23,085.00	23,085.00
Total Property			\$23,085.00	\$23,085.00
800 <u>Other Objects</u>				
810 Dues and Fees			642.00	642.00
Total Other Objects			\$642.00	\$642.00
Total 2420 Medical Services			\$78,070.00	\$1,053,207.00

LEA : 113364002 Lancaster SD

Printed 12/22/2021 3:33:04 PM

General Fund (10)

2430 Dental Services

	<u>Elementary</u>	<u>Secondary</u>	<u>Federal</u>	<u>Total</u>
100 <u>Personnel Services – Salaries</u>				
100 Personnel Services – Salaries				49,996.00
Total Personnel Services – Salaries				\$49,996.00
200 <u>Personnel Services – Employee Benefits</u>				
220 Social Security Contributions				3,773.00
230 PSERS Retirement Contributions				17,303.00
250 Unemployment Compensation				75.00
260 Workers' Compensation				500.00
270 Group Insurance – Self-Insurance				11,276.00
Total Personnel Services – Employee Benefits				\$32,927.00
300 <u>Purchased Professional and Technical Services</u>				
330 Other Professional Services				3,000.00
Total Purchased Professional and Technical Services				\$3,000.00
600 <u>Supplies</u>				
610 General Supplies				2,740.00
Total Supplies				\$2,740.00
Total 2430 Dental Services				\$88,663.00

LEA : 113364002 Lancaster SD

Printed 12/22/2021 3:33:04 PM

General Fund (10)

2440 Nursing Services

	<u>Elementary</u>	<u>Secondary</u>	<u>Federal</u>	<u>Total</u>
100 <u>Personnel Services – Salaries</u>				
100 Personnel Services – Salaries				760,452.00
Total Personnel Services – Salaries				\$760,452.00
200 <u>Personnel Services – Employee Benefits</u>				
220 Social Security Contributions				56,622.00
230 PSERS Retirement Contributions				265,186.00
250 Unemployment Compensation				1,050.00
260 Workers' Compensation				7,606.00
270 Group Insurance – Self-Insurance				148,721.00
Total Personnel Services – Employee Benefits				\$479,185.00
300 <u>Purchased Professional and Technical Services</u>				
330 Other Professional Services				431,125.00
340 Technical Services				785.00
Total Purchased Professional and Technical Services				\$431,910.00
400 <u>Purchased Property Services</u>				
430 Repairs and Maintenance Services				795.00
Total Purchased Property Services				\$795.00
500 <u>Other Purchased Services</u>				
580 Travel				13.00
Total Other Purchased Services				\$13.00
600 <u>Supplies</u>				
610 General Supplies			393.00	24,332.00
Total Supplies			\$393.00	\$24,332.00
800 <u>Other Objects</u>				
810 Dues and Fees			1,768.00	1,768.00
Total Other Objects			\$1,768.00	\$1,768.00
Total 2440 Nursing Services			\$2,161.00	\$1,698,455.00

LEA : 113364002 Lancaster SD

Printed 12/22/2021 3:33:04 PM

General Fund (10)				
2500 Support Services – Business				
	<u>Elementary</u>	<u>Secondary</u>	<u>Federal</u>	<u>Total</u>
100 <u>Personnel Services – Salaries</u>				
100 Personnel Services – Salaries			13,823.00	1,025,660.00
Total Personnel Services – Salaries			\$13,823.00	\$1,025,660.00
200 <u>Personnel Services – Employee Benefits</u>				
220 Social Security Contributions			859.00	72,383.00
230 PSERS Retirement Contributions			4,770.00	341,173.00
250 Unemployment Compensation			78.00	1,174.00
260 Workers' Compensation			138.00	10,248.00
270 Group Insurance – Self-Insurance			8,239.00	170,791.00
299 All Other Employee Benefits				31,035.00
Total Personnel Services – Employee Benefits			\$14,084.00	\$626,804.00
300 <u>Purchased Professional and Technical Services</u>				
329 Professional Educational Services – Other				4,328.00
330 Other Professional Services				74,240.00
Total Purchased Professional and Technical Services				\$78,568.00
400 <u>Purchased Property Services</u>				
430 Repairs and Maintenance Services				52,354.00
Total Purchased Property Services				\$52,354.00
500 <u>Other Purchased Services</u>				
520 Insurance – General				702,399.00
530 Communications				62,389.00
550 Printing and Binding				22,742.00
580 Travel				10.00
Total Other Purchased Services				\$787,540.00
600 <u>Supplies</u>				
610 General Supplies			2,594.00	30,051.00
630 Food				51.00
640 Books and Periodicals				288.00
650 Supplies & Fees – Technology Related			27,266.00	354,922.00
Total Supplies			\$29,860.00	\$385,312.00
800 <u>Other Objects</u>				
810 Dues and Fees				86,448.00
Total Other Objects				\$86,448.00
Total 2500 Support Services – Business			\$57,767.00	\$3,042,686.00

LEA : 113364002 Lancaster SD

Printed 12/22/2021 3:33:04 PM

General Fund (10)

2510 Fiscal Services

	<u>Elementary</u>	<u>Secondary</u>	<u>Federal</u>	<u>Total</u>
100 <u>Personnel Services – Salaries</u>				
100 Personnel Services – Salaries			13,823.00	887,262.00
Total Personnel Services – Salaries			\$13,823.00	\$887,262.00
200 <u>Personnel Services – Employee Benefits</u>				
220 Social Security Contributions			859.00	61,948.00
230 PSERS Retirement Contributions			4,770.00	293,971.00
250 Unemployment Compensation			78.00	1,024.00
260 Workers' Compensation			138.00	8,862.00
270 Group Insurance – Self-Insurance			8,239.00	144,320.00
299 All Other Employee Benefits				31,035.00
Total Personnel Services – Employee Benefits			\$14,084.00	\$541,160.00
300 <u>Purchased Professional and Technical Services</u>				
329 Professional Educational Services – Other				4,328.00
330 Other Professional Services				74,240.00
Total Purchased Professional and Technical Services				\$78,568.00
400 <u>Purchased Property Services</u>				
430 Repairs and Maintenance Services				52,099.00
Total Purchased Property Services				\$52,099.00
500 <u>Other Purchased Services</u>				
520 Insurance – General				702,399.00
530 Communications				62,389.00
550 Printing and Binding				1,405.00
580 Travel				10.00
Total Other Purchased Services				\$766,203.00
600 <u>Supplies</u>				
610 General Supplies			2,594.00	28,268.00
630 Food				51.00
640 Books and Periodicals				288.00
650 Supplies & Fees – Technology Related			27,266.00	341,103.00
Total Supplies			\$29,860.00	\$369,710.00
800 <u>Other Objects</u>				
810 Dues and Fees				86,448.00
Total Other Objects				\$86,448.00
Total 2510 Fiscal Services			\$57,767.00	\$2,781,450.00

LEA : 113364002 Lancaster SD

Printed 12/22/2021 3:33:04 PM

General Fund (10)

2511 Supervision of Fiscal Services - Head of Component

	<u>Elementary</u>	<u>Secondary</u>	<u>Federal</u>	<u>Total</u>
100 <u>Personnel Services – Salaries</u>				
100 Personnel Services – Salaries				305,015.00
Total Personnel Services – Salaries				\$305,015.00
200 <u>Personnel Services – Employee Benefits</u>				
220 Social Security Contributions				18,374.00
230 PSERS Retirement Contributions				95,429.00
250 Unemployment Compensation				196.00
260 Workers' Compensation				3,019.00
270 Group Insurance – Self-Insurance				33,063.00
299 All Other Employee Benefits				18,526.00
Total Personnel Services – Employee Benefits				\$168,607.00
600 <u>Supplies</u>				
610 General Supplies				504.00
Total Supplies				\$504.00
Total 2511 Supervision of Fiscal Services - Head of Component				\$474,126.00

LEA : 113364002 Lancaster SD

Printed 12/22/2021 3:33:04 PM

General Fund (10)

2513 Receiving and Disbursing Funds Services

Elementary Secondary Federal Total

100 <u>Personnel Services – Salaries</u>				
100 Personnel Services – Salaries				93,988.00
Total Personnel Services – Salaries				\$93,988.00
200 <u>Personnel Services – Employee Benefits</u>				
220 Social Security Contributions				7,069.00
230 PSERS Retirement Contributions				31,348.00
250 Unemployment Compensation				150.00
260 Workers' Compensation				954.00
270 Group Insurance – Self-Insurance				21,168.00
Total Personnel Services – Employee Benefits				\$60,689.00
Total 2513 Receiving and Disbursing Funds Services				\$154,677.00

LEA : 113364002 Lancaster SD

Printed 12/22/2021 3:33:04 PM

General Fund (10)

2514 Payroll Services

	<u>Elementary</u>	<u>Secondary</u>	<u>Federal</u>	<u>Total</u>
100 <u>Personnel Services – Salaries</u>				
100 Personnel Services – Salaries				82,763.00
Total Personnel Services – Salaries				\$82,763.00
200 <u>Personnel Services – Employee Benefits</u>				
220 Social Security Contributions				6,256.00
230 PSERS Retirement Contributions				28,463.00
250 Unemployment Compensation				75.00
260 Workers' Compensation				830.00
270 Group Insurance – Self-Insurance				12,807.00
Total Personnel Services – Employee Benefits				\$48,431.00
800 <u>Other Objects</u>				
810 Dues and Fees				700.00
Total Other Objects				\$700.00
Total 2514 Payroll Services				\$131,894.00

LEA : 113364002 Lancaster SD

Printed 12/22/2021 3:33:04 PM

General Fund (10)

2515 Financial Accounting Services	<u>Elementary</u>	<u>Secondary</u>	<u>Federal</u>	<u>Total</u>
100 <u>Personnel Services – Salaries</u>				
100 Personnel Services – Salaries				323,470.00
Total Personnel Services – Salaries				\$323,470.00
200 <u>Personnel Services – Employee Benefits</u>				
220 Social Security Contributions				24,244.00
230 PSERS Retirement Contributions				110,503.00
250 Unemployment Compensation				375.00
260 Workers' Compensation				3,239.00
270 Group Insurance – Self-Insurance				53,031.00
299 All Other Employee Benefits				728.00
Total Personnel Services – Employee Benefits				\$192,120.00
300 <u>Purchased Professional and Technical Services</u>				
330 Other Professional Services				18,559.00
Total Purchased Professional and Technical Services				\$18,559.00
600 <u>Supplies</u>				
610 General Supplies				110.00
Total Supplies				\$110.00
800 <u>Other Objects</u>				
810 Dues and Fees				285.00
Total Other Objects				\$285.00
Total 2515 Financial Accounting Services				\$534,544.00

LEA : 113364002 Lancaster SD

Printed 12/22/2021 3:33:04 PM

General Fund (10)

2519 Other Fiscal Services

	<u>Elementary</u>	<u>Secondary</u>	<u>Federal</u>	<u>Total</u>
100 <u>Personnel Services – Salaries</u>				
100 Personnel Services – Salaries			13,823.00	82,026.00
Total Personnel Services – Salaries			\$13,823.00	\$82,026.00
200 <u>Personnel Services – Employee Benefits</u>				
220 Social Security Contributions			859.00	6,005.00
230 PSERS Retirement Contributions			4,770.00	28,228.00
250 Unemployment Compensation			78.00	228.00
260 Workers' Compensation			138.00	820.00
270 Group Insurance – Self-Insurance			8,239.00	24,251.00
299 All Other Employee Benefits				11,781.00
Total Personnel Services – Employee Benefits			\$14,084.00	\$71,313.00
300 <u>Purchased Professional and Technical Services</u>				
329 Professional Educational Services – Other				4,328.00
330 Other Professional Services				55,681.00
Total Purchased Professional and Technical Services				\$60,009.00
400 <u>Purchased Property Services</u>				
430 Repairs and Maintenance Services				52,099.00
Total Purchased Property Services				\$52,099.00
500 <u>Other Purchased Services</u>				
520 Insurance – General				702,399.00
530 Communications				62,389.00
550 Printing and Binding				1,405.00
580 Travel				10.00
Total Other Purchased Services				\$766,203.00
600 <u>Supplies</u>				
610 General Supplies			2,594.00	27,654.00
630 Food				51.00
640 Books and Periodicals				288.00
650 Supplies & Fees – Technology Related			27,266.00	341,103.00
Total Supplies			\$29,860.00	\$369,096.00
800 <u>Other Objects</u>				
810 Dues and Fees				85,463.00
Total Other Objects				\$85,463.00
Total 2519 Other Fiscal Services			\$57,767.00	\$1,486,209.00

LEA : 113364002 Lancaster SD

Printed 12/22/2021 3:33:04 PM

General Fund (10)

2520 Purchasing Services

	<u>Elementary</u>	<u>Secondary</u>	<u>Federal</u>	<u>Total</u>
100 <u>Personnel Services – Salaries</u>				
100 Personnel Services – Salaries				104,103.00
Total Personnel Services – Salaries				\$104,103.00
200 <u>Personnel Services – Employee Benefits</u>				
220 Social Security Contributions				7,970.00
230 PSERS Retirement Contributions				35,357.00
250 Unemployment Compensation				75.00
260 Workers' Compensation				1,043.00
270 Group Insurance – Self-Insurance				9,499.00
Total Personnel Services – Employee Benefits				\$53,944.00
600 <u>Supplies</u>				
650 Supplies & Fees – Technology Related				13,819.00
Total Supplies				\$13,819.00
Total 2520 Purchasing Services				\$171,866.00

LEA : 113364002 Lancaster SD

Printed 12/22/2021 3:33:04 PM

General Fund (10)

2530 Warehousing and Distributing Services	<u>Elementary</u>	<u>Secondary</u>	<u>Federal</u>	<u>Total</u>
100 <u>Personnel Services – Salaries</u>				
100 Personnel Services – Salaries				34,295.00
Total Personnel Services – Salaries				\$34,295.00
200 <u>Personnel Services – Employee Benefits</u>				
220 Social Security Contributions				2,465.00
230 PSERS Retirement Contributions				11,845.00
250 Unemployment Compensation				75.00
260 Workers' Compensation				343.00
270 Group Insurance – Self-Insurance				16,972.00
Total Personnel Services – Employee Benefits				\$31,700.00
400 <u>Purchased Property Services</u>				
430 Repairs and Maintenance Services				255.00
Total Purchased Property Services				\$255.00
600 <u>Supplies</u>				
610 General Supplies				1,783.00
Total Supplies				\$1,783.00
Total 2530 Warehousing and Distributing Services				\$68,033.00

LEA : 113364002 Lancaster SD

Printed 12/22/2021 3:33:04 PM

General Fund (10)

2540 Printing, Publishing and Duplicating Services

Elementary

Secondary

Federal

Total

500 Other Purchased Services

550 Printing and Binding

21,337.00

Total Other Purchased Services				\$21,337.00
Total 2540 Printing, Publishing and Duplicating Services				\$21,337.00

LEA : 113364002 Lancaster SD

Printed 12/22/2021 3:33:04 PM

General Fund (10)

2600 Operation and Maintenance of Plant Services	Elementary	Secondary	Federal	Total
100 <u>Personnel Services – Salaries</u>				
100 Personnel Services – Salaries			154,322.00	1,129,300.00
Total Personnel Services – Salaries			\$154,322.00	\$1,129,300.00
200 <u>Personnel Services – Employee Benefits</u>				
220 Social Security Contributions			10,952.00	82,936.00
230 PSERS Retirement Contributions			51,819.00	385,690.00
250 Unemployment Compensation			1,255.00	2,740.00
260 Workers' Compensation			1,537.00	11,308.00
270 Group Insurance – Self-Insurance			63,068.00	256,029.00
Total Personnel Services – Employee Benefits			\$128,631.00	\$738,703.00
300 <u>Purchased Professional and Technical Services</u>				
330 Other Professional Services			293,931.00	602,876.00
340 Technical Services				2,016.00
350 Security / Safety Services			244,189.00	676,672.00
Total Purchased Professional and Technical Services			\$538,120.00	\$1,281,564.00
400 <u>Purchased Property Services</u>				
410 Cleaning Services			154,031.00	6,104,844.00
420 Utility Services				1,620,080.00
430 Repairs and Maintenance Services				2,583,834.00
440 Rentals			36,000.00	162,451.00
450 Construction Services			1,649,853.00	2,674,635.00
460 Extermination Services				17,688.00
Total Purchased Property Services			\$1,839,884.00	\$13,163,532.00
500 <u>Other Purchased Services</u>				
529 Other Insurance				24,966.00
530 Communications				5.00
550 Printing and Binding				133.00
Total Other Purchased Services				\$25,104.00
600 <u>Supplies</u>				
610 General Supplies	435,547.00	425,573.00	5,188,681.00	6,049,801.00
620 Energy				653,798.00
630 Food				12.00
650 Supplies & Fees – Technology Related			276,650.00	319,307.00
Total Supplies	\$435,547.00	\$425,573.00	\$5,465,331.00	\$7,022,918.00
700 <u>Property</u>				
752 Capital Equipment – Original and Additional				226,235.00
Total Property				\$226,235.00
800 <u>Other Objects</u>				
810 Dues and Fees				5,432.00
Total Other Objects				\$5,432.00
Total 2600 Operation and Maintenance of Plant Services	\$435,547.00	\$425,573.00	\$8,126,288.00	\$23,592,788.00

LEA : 113364002 Lancaster SD

Printed 12/22/2021 3:33:04 PM

General Fund (10)

2610 Supervision of Operation and Maintenance of Plant Services	<u>Elementary</u>	<u>Secondary</u>	<u>Federal</u>	<u>Total</u>
100 <u>Personnel Services – Salaries</u>				
100 Personnel Services – Salaries				228,369.00
Total Personnel Services – Salaries				\$228,369.00
200 <u>Personnel Services – Employee Benefits</u>				
220 Social Security Contributions				17,172.00
230 PSERS Retirement Contributions				77,461.00
250 Unemployment Compensation				330.00
260 Workers' Compensation				2,301.00
270 Group Insurance – Self-Insurance				31,504.00
Total Personnel Services – Employee Benefits				\$128,768.00
400 <u>Purchased Property Services</u>				
410 Cleaning Services				403,146.00
Total Purchased Property Services				\$403,146.00
500 <u>Other Purchased Services</u>				
529 Other Insurance				24,966.00
530 Communications				5.00
550 Printing and Binding				133.00
Total Other Purchased Services				\$25,104.00
600 <u>Supplies</u>				
610 General Supplies	813.00	627.00		1,440.00
630 Food				12.00
650 Supplies & Fees – Technology Related				42,657.00
Total Supplies	\$813.00	\$627.00		\$44,109.00
800 <u>Other Objects</u>				
810 Dues and Fees				1,024.00
Total Other Objects				\$1,024.00
Total 2610 Supervision of Operation and Maintenance of Plant Services	\$813.00	\$627.00		\$830,520.00

LEA : 113364002 Lancaster SD

Printed 12/22/2021 3:33:04 PM

General Fund (10)				
2619 Supervision of Operation and Maintenance of Plant Services – All Other Supervision	<u>Elementary</u>	<u>Secondary</u>	<u>Federal</u>	<u>Total</u>
100 <u>Personnel Services – Salaries</u>				
100 Personnel Services – Salaries				228,369.00
Total Personnel Services – Salaries				\$228,369.00
200 <u>Personnel Services – Employee Benefits</u>				
220 Social Security Contributions				17,172.00
230 PSERS Retirement Contributions				77,461.00
250 Unemployment Compensation				330.00
260 Workers' Compensation				2,301.00
270 Group Insurance – Self-Insurance				31,504.00
Total Personnel Services – Employee Benefits				\$128,768.00
400 <u>Purchased Property Services</u>				
410 Cleaning Services				403,146.00
Total Purchased Property Services				\$403,146.00
500 <u>Other Purchased Services</u>				
529 Other Insurance				24,966.00
530 Communications				5.00
550 Printing and Binding				133.00
Total Other Purchased Services				\$25,104.00
600 <u>Supplies</u>				
610 General Supplies	813.00	627.00		1,440.00
630 Food				12.00
650 Supplies & Fees – Technology Related				42,657.00
Total Supplies	\$813.00	\$627.00		\$44,109.00
800 <u>Other Objects</u>				
810 Dues and Fees				1,024.00
Total Other Objects				\$1,024.00
Total 2619 Supervision of Operation and Maintenance of Plant Services – All Other Supervision	\$813.00	\$627.00		\$830,520.00

LEA : 113364002 Lancaster SD

Printed 12/22/2021 3:33:04 PM

General Fund (10)

2620 Operation of Buildings Services	Elementary	Secondary	Federal	Total
100 <u>Personnel Services – Salaries</u>				
100 Personnel Services – Salaries			154,322.00	797,217.00
Total Personnel Services – Salaries			\$154,322.00	\$797,217.00
200 <u>Personnel Services – Employee Benefits</u>				
220 Social Security Contributions			10,952.00	57,811.00
230 PSERS Retirement Contributions			51,819.00	272,327.00
250 Unemployment Compensation			1,255.00	2,280.00
260 Workers' Compensation			1,537.00	7,967.00
270 Group Insurance – Self-Insurance			63,068.00	223,750.00
Total Personnel Services – Employee Benefits			\$128,631.00	\$564,135.00
300 <u>Purchased Professional and Technical Services</u>				
330 Other Professional Services			293,931.00	363,970.00
340 Technical Services				2,016.00
Total Purchased Professional and Technical Services			\$293,931.00	\$365,986.00
400 <u>Purchased Property Services</u>				
410 Cleaning Services			154,031.00	5,211,839.00
420 Utility Services				1,620,080.00
430 Repairs and Maintenance Services				2,467,766.00
440 Rentals			36,000.00	162,062.00
450 Construction Services			1,649,853.00	1,649,853.00
460 Extermination Services				17,688.00
Total Purchased Property Services			\$1,839,884.00	\$11,129,288.00
600 <u>Supplies</u>				
610 General Supplies	306,123.00	325,006.00	5,149,271.00	5,780,400.00
620 Energy				621,728.00
Total Supplies	\$306,123.00	\$325,006.00	\$5,149,271.00	\$6,402,128.00
700 <u>Property</u>				
752 Capital Equipment – Original and Additional				72,524.00
Total Property				\$72,524.00
800 <u>Other Objects</u>				
810 Dues and Fees				4,383.00
Total Other Objects				\$4,383.00
Total 2620 Operation of Buildings Services	\$306,123.00	\$325,006.00	\$7,566,039.00	\$19,335,661.00

LEA : 113364002 Lancaster SD

Printed 12/22/2021 3:33:04 PM

General Fund (10)

2630 Care and Upkeep of Grounds Services	<u>Elementary</u>	<u>Secondary</u>	<u>Federal</u>	<u>Total</u>
400 <u>Purchased Property Services</u>				
410 Cleaning Services				489,859.00
430 Repairs and Maintenance Services				34,091.00
440 Rentals				389.00
Total Purchased Property Services				\$524,339.00
600 <u>Supplies</u>				
610 General Supplies	28,586.00	22,719.00		51,305.00
Total Supplies	\$28,586.00	\$22,719.00		\$51,305.00
700 <u>Property</u>				
752 Capital Equipment – Original and Additional				53,448.00
Total Property				\$53,448.00
800 <u>Other Objects</u>				
810 Dues and Fees				25.00
Total Other Objects				\$25.00
Total 2630 Care and Upkeep of Grounds Services	\$28,586.00	\$22,719.00		\$629,117.00

LEA : 113364002 Lancaster SD

Printed 12/22/2021 3:33:04 PM

General Fund (10)

2650 Vehicle Operation and Maintenance Services (Other Than Student Transportation Vehicles)	<u>Elementary</u>	<u>Secondary</u>	<u>Federal</u>	<u>Total</u>
300 <u>Purchased Professional and Technical Services</u>				
330 Other Professional Services				4,445.00
Total Purchased Professional and Technical Services				\$4,445.00
400 <u>Purchased Property Services</u>				
430 Repairs and Maintenance Services				19,474.00
Total Purchased Property Services				\$19,474.00
600 <u>Supplies</u>				
610 General Supplies	10,988.00	8,483.00		19,471.00
620 Energy				32,070.00
Total Supplies	\$10,988.00	\$8,483.00		\$51,541.00
700 <u>Property</u>				
752 Capital Equipment – Original and Additional				14,800.00
Total Property				\$14,800.00
Total 2650 Vehicle Operation and Maintenance Services (Other Than Student Transportation Vehicles)	\$10,988.00	\$8,483.00		\$90,260.00

LEA : 113364002 Lancaster SD

Printed 12/22/2021 3:33:04 PM

General Fund (10)

2660 Safety and Security Services	<u>Elementary</u>	<u>Secondary</u>	<u>Federal</u>	<u>Total</u>
100 <u>Personnel Services – Salaries</u>				
100 Personnel Services – Salaries				103,714.00
Total Personnel Services – Salaries				\$103,714.00
200 <u>Personnel Services – Employee Benefits</u>				
220 Social Security Contributions				7,953.00
230 PSERS Retirement Contributions				35,902.00
250 Unemployment Compensation				130.00
260 Workers' Compensation				1,040.00
270 Group Insurance – Self-Insurance				775.00
Total Personnel Services – Employee Benefits				\$45,800.00
300 <u>Purchased Professional and Technical Services</u>				
330 Other Professional Services				117,957.00
350 Security / Safety Services			244,189.00	676,672.00
Total Purchased Professional and Technical Services			\$244,189.00	\$794,629.00
400 <u>Purchased Property Services</u>				
430 Repairs and Maintenance Services				62,503.00
Total Purchased Property Services				\$62,503.00
600 <u>Supplies</u>				
610 General Supplies	2,163.00	1,670.00	39,410.00	43,243.00
650 Supplies & Fees – Technology Related			276,650.00	276,650.00
Total Supplies	\$2,163.00	\$1,670.00	\$316,060.00	\$319,893.00
Total 2660 Safety and Security Services	\$2,163.00	\$1,670.00	\$560,249.00	\$1,326,539.00

LEA : 113364002 Lancaster SD

Printed 12/22/2021 3:33:04 PM

General Fund (10)				
2690 Other Operation and Maintenance of Plant Services	<u>Elementary</u>	<u>Secondary</u>	<u>Federal</u>	<u>Total</u>
300 <u>Purchased Professional and Technical Services</u>				
330 Other Professional Services				116,504.00
Total Purchased Professional and Technical Services				\$116,504.00
400 <u>Purchased Property Services</u>				
450 Construction Services				1,024,782.00
Total Purchased Property Services				\$1,024,782.00
600 <u>Supplies</u>				
610 General Supplies	86,874.00	67,068.00		153,942.00
Total Supplies	\$86,874.00	\$67,068.00		\$153,942.00
700 <u>Property</u>				
752 Capital Equipment – Original and Additional				85,463.00
Total Property				\$85,463.00
Total 2690 Other Operation and Maintenance of Plant Services	\$86,874.00	\$67,068.00		\$1,380,691.00

LEA : 113364002 Lancaster SD

Printed 12/22/2021 3:33:04 PM

General Fund (10)

2700 Student Transportation Services	<u>Elementary</u>	<u>Secondary</u>	<u>Federal</u>	<u>Total</u>
100 <u>Personnel Services – Salaries</u>				
100 Personnel Services – Salaries				198,473.00
Total Personnel Services – Salaries				\$198,473.00
200 <u>Personnel Services – Employee Benefits</u>				
220 Social Security Contributions				15,068.00
230 PSERS Retirement Contributions				67,393.00
250 Unemployment Compensation				414.00
260 Workers' Compensation				1,993.00
270 Group Insurance – Self-Insurance				34,848.00
Total Personnel Services – Employee Benefits				\$119,716.00
300 <u>Purchased Professional and Technical Services</u>				
329 Professional Educational Services – Other				1,280.00
330 Other Professional Services				15,818.00
Total Purchased Professional and Technical Services				\$17,098.00
500 <u>Other Purchased Services</u>				
513 Contracted Carriers			503,426.00	5,105,959.00
516 Student Transportation Services From the IU				46,594.00
519 Student Transportation Services From Other Sources			3,810.00	3,810.00
550 Printing and Binding				1,506.00
Total Other Purchased Services			\$507,236.00	\$5,157,869.00
600 <u>Supplies</u>				
610 General Supplies				1,428.00
620 Energy				204,365.00
630 Food				77.00
650 Supplies & Fees – Technology Related				9,695.00
Total Supplies				\$215,565.00
Total 2700 Student Transportation Services			\$507,236.00	\$5,708,721.00

LEA : 113364002 Lancaster SD

Printed 12/22/2021 3:33:04 PM

General Fund (10)				
2710 Supervision of Student Transportation Services	<u>Elementary</u>	<u>Secondary</u>	<u>Federal</u>	<u>Total</u>
100 <u>Personnel Services – Salaries</u>				
100 Personnel Services – Salaries				198,473.00
Total Personnel Services – Salaries				\$198,473.00
200 <u>Personnel Services – Employee Benefits</u>				
220 Social Security Contributions				15,068.00
230 PSERS Retirement Contributions				67,393.00
250 Unemployment Compensation				414.00
260 Workers' Compensation				1,993.00
270 Group Insurance – Self-Insurance				34,848.00
Total Personnel Services – Employee Benefits				\$119,716.00
300 <u>Purchased Professional and Technical Services</u>				
329 Professional Educational Services – Other				1,280.00
330 Other Professional Services				15,818.00
Total Purchased Professional and Technical Services				\$17,098.00
500 <u>Other Purchased Services</u>				
516 Student Transportation Services From the IU				46,594.00
550 Printing and Binding				1,506.00
Total Other Purchased Services				\$48,100.00
600 <u>Supplies</u>				
610 General Supplies				1,428.00
620 Energy				204,365.00
630 Food				77.00
650 Supplies & Fees – Technology Related				9,695.00
Total Supplies				\$215,565.00
Total 2710 Supervision of Student Transportation Services				\$598,952.00

LEA : 113364002 Lancaster SD

Printed 12/22/2021 3:33:04 PM

General Fund (10)				
2719 Supervision of Student Transportation Services – All Other Supervision	<u>Elementary</u>	<u>Secondary</u>	<u>Federal</u>	<u>Total</u>
100 <u>Personnel Services – Salaries</u>				
100 Personnel Services – Salaries				198,473.00
Total Personnel Services – Salaries				\$198,473.00
200 <u>Personnel Services – Employee Benefits</u>				
220 Social Security Contributions				15,068.00
230 PSERS Retirement Contributions				67,393.00
250 Unemployment Compensation				414.00
260 Workers' Compensation				1,993.00
270 Group Insurance – Self-Insurance				34,848.00
Total Personnel Services – Employee Benefits				\$119,716.00
300 <u>Purchased Professional and Technical Services</u>				
329 Professional Educational Services – Other				1,280.00
330 Other Professional Services				15,818.00
Total Purchased Professional and Technical Services				\$17,098.00
500 <u>Other Purchased Services</u>				
516 Student Transportation Services From the IU				46,594.00
550 Printing and Binding				1,506.00
Total Other Purchased Services				\$48,100.00
600 <u>Supplies</u>				
610 General Supplies				1,428.00
620 Energy				204,365.00
630 Food				77.00
650 Supplies & Fees – Technology Related				9,695.00
Total Supplies				\$215,565.00
Total 2719 Supervision of Student Transportation Services – All Other Supervision				\$598,952.00

LEA : 113364002 Lancaster SD

Printed 12/22/2021 3:33:04 PM

General Fund (10)

2720 Vehicle Operation Services	<u>Elementary</u>	<u>Secondary</u>	<u>Federal</u>	<u>Total</u>
500 <u>Other Purchased Services</u>				
513 Contracted Carriers			503,426.00	4,332,258.00
519 Student Transportation Services From Other Sources			3,810.00	3,810.00
Total Other Purchased Services			\$507,236.00	\$4,336,068.00
Total 2720 Vehicle Operation Services			\$507,236.00	\$4,336,068.00

LEA : 113364002 Lancaster SD

Printed 12/22/2021 3:33:04 PM

General Fund (10)

2750 Nonpublic Transportation	<u>Elementary</u>	<u>Secondary</u>	<u>Federal</u>	<u>Total</u>
500 <u>Other Purchased Services</u>				
513 Contracted Carriers				773,701.00
Total Other Purchased Services				\$773,701.00
Total 2750 Nonpublic Transportation				\$773,701.00

LEA : 113364002 Lancaster SD

Printed 12/22/2021 3:33:04 PM

General Fund (10)				
2800 Support Services – Central				
	<u>Elementary</u>	<u>Secondary</u>	<u>Federal</u>	<u>Total</u>
100 <u>Personnel Services – Salaries</u>				
100 Personnel Services – Salaries			593,667.00	2,999,984.00
Total Personnel Services – Salaries			\$593,667.00	\$2,999,984.00
200 <u>Personnel Services – Employee Benefits</u>				
220 Social Security Contributions			43,518.00	220,994.00
230 PSERS Retirement Contributions			128,360.00	943,974.00
240 Tuition Reimbursement				151,523.00
250 Unemployment Compensation			441.00	3,027.00
260 Workers' Compensation			5,804.00	29,859.00
270 Group Insurance – Self-Insurance			72,407.00	504,419.00
299 All Other Employee Benefits			1,471.00	26,468.00
Total Personnel Services – Employee Benefits			\$252,001.00	\$1,880,264.00
300 <u>Purchased Professional and Technical Services</u>				
330 Other Professional Services			111,004.00	311,551.00
340 Technical Services				35.00
360 Employee Training and Development Services			697.00	42,105.00
Total Purchased Professional and Technical Services			\$111,701.00	\$353,691.00
400 <u>Purchased Property Services</u>				
430 Repairs and Maintenance Services				372.00
Total Purchased Property Services				\$372.00
500 <u>Other Purchased Services</u>				
530 Communications				118.00
549 Other Advertising/Public Relations				6,985.00
550 Printing and Binding			1,986.00	2,498.00
580 Travel				5,495.00
Total Other Purchased Services			\$1,986.00	\$15,096.00
600 <u>Supplies</u>				
610 General Supplies			2,430.00	27,600.00
630 Food				24.00
640 Books and Periodicals			925.00	5,492.00
650 Supplies & Fees – Technology Related				148,377.00
Total Supplies			\$3,355.00	\$181,493.00
800 <u>Other Objects</u>				
810 Dues and Fees			329.00	1,156.00
Total Other Objects			\$329.00	\$1,156.00
Total 2800 Support Services – Central			\$963,039.00	\$5,432,056.00

LEA : 113364002 Lancaster SD

Printed 12/22/2021 3:33:04 PM

General Fund (10)

2810 Planning, Research, Development and Evaluation Services	<u>Elementary</u>	<u>Secondary</u>	<u>Federal</u>	<u>Total</u>
100 <u>Personnel Services – Salaries</u>				
100 Personnel Services – Salaries				293,910.00
Total Personnel Services – Salaries				\$293,910.00
200 <u>Personnel Services – Employee Benefits</u>				
220 Social Security Contributions				21,819.00
230 PSERS Retirement Contributions				99,689.00
250 Unemployment Compensation				296.00
260 Workers' Compensation				2,954.00
270 Group Insurance – Self-Insurance				51,463.00
299 All Other Employee Benefits				5,444.00
Total Personnel Services – Employee Benefits				\$181,665.00
300 <u>Purchased Professional and Technical Services</u>				
330 Other Professional Services			104,687.00	196,901.00
Total Purchased Professional and Technical Services			\$104,687.00	\$196,901.00
600 <u>Supplies</u>				
610 General Supplies				4,600.00
650 Supplies & Fees – Technology Related				103,250.00
Total Supplies				\$107,850.00
Total 2810 Planning, Research, Development and Evaluation Services			\$104,687.00	\$780,326.00

LEA : 113364002 Lancaster SD

Printed 12/22/2021 3:33:04 PM

General Fund (10)

2830 Staff Services

	Elementary	Secondary	Federal	Total
100 <u>Personnel Services – Salaries</u>				
100 Personnel Services – Salaries			199,875.00	1,006,217.00
Total Personnel Services – Salaries			\$199,875.00	\$1,006,217.00
200 <u>Personnel Services – Employee Benefits</u>				
220 Social Security Contributions			15,290.00	74,338.00
230 PSERS Retirement Contributions				270,008.00
240 Tuition Reimbursement				151,523.00
250 Unemployment Compensation				969.00
260 Workers' Compensation			1,999.00	10,015.00
270 Group Insurance – Self-Insurance				142,000.00
299 All Other Employee Benefits				2,877.00
Total Personnel Services – Employee Benefits			\$17,289.00	\$651,730.00
300 <u>Purchased Professional and Technical Services</u>				
330 Other Professional Services				35,514.00
360 Employee Training and Development Services			697.00	42,105.00
Total Purchased Professional and Technical Services			\$697.00	\$77,619.00
500 <u>Other Purchased Services</u>				
530 Communications				43.00
549 Other Advertising/Public Relations				6,985.00
550 Printing and Binding				112.00
580 Travel				3,299.00
Total Other Purchased Services				\$10,439.00
600 <u>Supplies</u>				
610 General Supplies				14,028.00
630 Food				24.00
640 Books and Periodicals			925.00	5,252.00
650 Supplies & Fees – Technology Related				45,127.00
Total Supplies			\$925.00	\$64,431.00
800 <u>Other Objects</u>				
810 Dues and Fees				688.00
Total Other Objects				\$688.00
Total 2830 Staff Services			\$218,786.00	\$1,811,124.00

LEA : 113364002 Lancaster SD

Printed 12/22/2021 3:33:04 PM

General Fund (10)

2832 Recruitment and Placement Services	<u>Elementary</u>	<u>Secondary</u>	<u>Federal</u>	<u>Total</u>
100 <u>Personnel Services – Salaries</u>				
100 Personnel Services – Salaries				296,288.00
Total Personnel Services – Salaries				\$296,288.00
200 <u>Personnel Services – Employee Benefits</u>				
220 Social Security Contributions				21,637.00
230 PSERS Retirement Contributions				98,958.00
250 Unemployment Compensation				519.00
260 Workers' Compensation				2,943.00
270 Group Insurance – Self-Insurance				59,837.00
299 All Other Employee Benefits				2,877.00
Total Personnel Services – Employee Benefits				\$186,771.00
500 <u>Other Purchased Services</u>				
549 Other Advertising/Public Relations				4,948.00
Total Other Purchased Services				\$4,948.00
600 <u>Supplies</u>				
610 General Supplies				1,147.00
Total Supplies				\$1,147.00
800 <u>Other Objects</u>				
810 Dues and Fees				538.00
Total Other Objects				\$538.00
Total 2832 Recruitment and Placement Services				\$489,692.00

LEA : 113364002 Lancaster SD

Printed 12/22/2021 3:33:04 PM

General Fund (10)

2833 Staff Accounting Services	<u>Elementary</u>	<u>Secondary</u>	<u>Federal</u>	<u>Total</u>
100 <u>Personnel Services – Salaries</u>				
100 Personnel Services – Salaries				57,847.00
Total Personnel Services – Salaries				\$57,847.00
200 <u>Personnel Services – Employee Benefits</u>				
220 Social Security Contributions				4,161.00
230 PSERS Retirement Contributions				18,806.00
250 Unemployment Compensation				75.00
260 Workers' Compensation				553.00
270 Group Insurance – Self-Insurance				6,082.00
Total Personnel Services – Employee Benefits				\$29,677.00
Total 2833 Staff Accounting Services				\$87,524.00

LEA : 113364002 Lancaster SD

Printed 12/22/2021 3:33:04 PM

General Fund (10)

2834 Staff Development Services – Non-Instructional, Certified Staff Only	<u>Elementary</u>	<u>Secondary</u>	<u>Federal</u>	<u>Total</u>
100 <u>Personnel Services – Salaries</u>				
100 Personnel Services – Salaries				10,760.00
Total Personnel Services – Salaries				\$10,760.00
200 <u>Personnel Services – Employee Benefits</u>				
220 Social Security Contributions				823.00
230 PSERS Retirement Contributions				3,702.00
240 Tuition Reimbursement				105,928.00
260 Workers' Compensation				108.00
Total Personnel Services – Employee Benefits				\$110,561.00
300 <u>Purchased Professional and Technical Services</u>				
360 Employee Training and Development Services			275.00	10,086.00
Total Purchased Professional and Technical Services			\$275.00	\$10,086.00
500 <u>Other Purchased Services</u>				
580 Travel				250.00
Total Other Purchased Services				\$250.00
600 <u>Supplies</u>				
610 General Supplies				1,101.00
640 Books and Periodicals			925.00	1,167.00
Total Supplies			\$925.00	\$2,268.00
800 <u>Other Objects</u>				
810 Dues and Fees				150.00
Total Other Objects				\$150.00
Total 2834 Staff Development Services – Non-Instructional, Certified Staff Only			\$1,200.00	\$134,075.00

LEA : 113364002 Lancaster SD

Printed 12/22/2021 3:33:04 PM

General Fund (10)

2835 Health Services

	<u>Elementary</u>	<u>Secondary</u>	<u>Federal</u>	<u>Total</u>
300 <u>Purchased Professional and Technical Services</u>				
330 Other Professional Services				6,543.00
Total Purchased Professional and Technical Services				\$6,543.00
Total 2835 Health Services				\$6,543.00

LEA : 113364002 Lancaster SD

Printed 12/22/2021 3:33:04 PM

General Fund (10)

2836 Staff Development Services – Non-Instructional, Non-Certified Staff Only	<u>Elementary</u>	<u>Secondary</u>	<u>Federal</u>	<u>Total</u>
200 <u>Personnel Services – Employee Benefits</u>				
240 Tuition Reimbursement				45,595.00
Total Personnel Services – Employee Benefits				\$45,595.00
300 <u>Purchased Professional and Technical Services</u>				
360 Employee Training and Development Services			422.00	32,019.00
Total Purchased Professional and Technical Services			\$422.00	\$32,019.00
500 <u>Other Purchased Services</u>				
580 Travel				3,049.00
Total Other Purchased Services				\$3,049.00
600 <u>Supplies</u>				
640 Books and Periodicals				1,390.00
Total Supplies				\$1,390.00
Total 2836 Staff Development Services – Non-Instructional, Non-Certified Staff Only			\$422.00	\$82,053.00

LEA : 113364002 Lancaster SD

Printed 12/22/2021 3:33:04 PM

General Fund (10)				
2839 Other Staff Services	<u>Elementary</u>	<u>Secondary</u>	<u>Federal</u>	<u>Total</u>
100 <u>Personnel Services – Salaries</u>				
100 Personnel Services – Salaries			199,875.00	641,322.00
Total Personnel Services – Salaries			\$199,875.00	\$641,322.00
200 <u>Personnel Services – Employee Benefits</u>				
220 Social Security Contributions			15,290.00	47,717.00
230 PSERS Retirement Contributions				148,542.00
250 Unemployment Compensation				375.00
260 Workers' Compensation			1,999.00	6,411.00
270 Group Insurance – Self-Insurance				76,081.00
Total Personnel Services – Employee Benefits			\$17,289.00	\$279,126.00
300 <u>Purchased Professional and Technical Services</u>				
330 Other Professional Services				28,971.00
Total Purchased Professional and Technical Services				\$28,971.00
500 <u>Other Purchased Services</u>				
530 Communications				43.00
549 Other Advertising/Public Relations				2,037.00
550 Printing and Binding				112.00
Total Other Purchased Services				\$2,192.00
600 <u>Supplies</u>				
610 General Supplies				11,780.00
630 Food				24.00
640 Books and Periodicals				2,695.00
650 Supplies & Fees – Technology Related				45,127.00
Total Supplies				\$59,626.00
Total 2839 Other Staff Services			\$217,164.00	\$1,011,237.00

LEA : 113364002 Lancaster SD

Printed 12/22/2021 3:33:04 PM

General Fund (10)

2840 Data Processing Services	<u>Elementary</u>	<u>Secondary</u>	<u>Federal</u>	<u>Total</u>
100 <u>Personnel Services – Salaries</u>				
100 Personnel Services – Salaries				1,081,896.00
Total Personnel Services – Salaries				\$1,081,896.00
200 <u>Personnel Services – Employee Benefits</u>				
220 Social Security Contributions				79,949.00
230 PSERS Retirement Contributions				369,437.00
250 Unemployment Compensation				1,125.00
260 Workers' Compensation				10,851.00
270 Group Insurance – Self-Insurance				208,323.00
299 All Other Employee Benefits				11,782.00
Total Personnel Services – Employee Benefits				\$681,467.00
300 <u>Purchased Professional and Technical Services</u>				
330 Other Professional Services				72,819.00
340 Technical Services				35.00
Total Purchased Professional and Technical Services				\$72,854.00
400 <u>Purchased Property Services</u>				
430 Repairs and Maintenance Services				372.00
Total Purchased Property Services				\$372.00
500 <u>Other Purchased Services</u>				
530 Communications				75.00
550 Printing and Binding				400.00
580 Travel				2,196.00
Total Other Purchased Services				\$2,671.00
600 <u>Supplies</u>				
610 General Supplies				6,542.00
640 Books and Periodicals				240.00
Total Supplies				\$6,782.00
Total 2840 Data Processing Services				\$1,846,042.00

LEA : 113364002 Lancaster SD

Printed 12/22/2021 3:33:04 PM

General Fund (10)

2850 State and Federal Agency Liaison Services	<u>Elementary</u>	<u>Secondary</u>	<u>Federal</u>	<u>Total</u>
100 <u>Personnel Services – Salaries</u>				
100 Personnel Services – Salaries			393,792.00	617,961.00
Total Personnel Services – Salaries			\$393,792.00	\$617,961.00
200 <u>Personnel Services – Employee Benefits</u>				
220 Social Security Contributions			28,228.00	44,888.00
230 PSERS Retirement Contributions			128,360.00	204,840.00
250 Unemployment Compensation			441.00	637.00
260 Workers' Compensation			3,805.00	6,039.00
270 Group Insurance – Self-Insurance			72,407.00	102,633.00
299 All Other Employee Benefits			1,471.00	6,365.00
Total Personnel Services – Employee Benefits			\$234,712.00	\$365,402.00
300 <u>Purchased Professional and Technical Services</u>				
330 Other Professional Services			6,317.00	6,317.00
Total Purchased Professional and Technical Services			\$6,317.00	\$6,317.00
500 <u>Other Purchased Services</u>				
550 Printing and Binding			1,986.00	1,986.00
Total Other Purchased Services			\$1,986.00	\$1,986.00
600 <u>Supplies</u>				
610 General Supplies			2,430.00	2,430.00
Total Supplies			\$2,430.00	\$2,430.00
800 <u>Other Objects</u>				
810 Dues and Fees			329.00	468.00
Total Other Objects			\$329.00	\$468.00
Total 2850 State and Federal Agency Liaison Services			\$639,566.00	\$994,564.00

LEA : 113364002 Lancaster SD

Printed 12/22/2021 3:33:04 PM

General Fund (10)				
2900 Other Support Services	<u>Elementary</u>	<u>Secondary</u>	<u>Federal</u>	<u>Total</u>
500 <u>Other Purchased Services</u>				
595 IU Payments By Withholding				46,884.00
Total Other Purchased Services				\$46,884.00
Total 2900 Other Support Services				\$46,884.00

LEA : 113364002 Lancaster SD

Printed 12/22/2021 3:33:04 PM

General Fund (10)

2910 Support Services Not Listed Elsewhere In the 2000 Series

<u>Elementary</u>	<u>Secondary</u>	<u>Federal</u>	<u>Total</u>
-------------------	------------------	----------------	--------------

500 Other Purchased Services

595 IU Payments By Withholding			46,884.00
--------------------------------	--	--	-----------

Total Other Purchased Services			\$46,884.00
---------------------------------------	--	--	--------------------

Total 2910 Support Services Not Listed Elsewhere In the 2000 Series			\$46,884.00
--	--	--	--------------------

LEA : 113364002 Lancaster SD

Printed 12/22/2021 3:33:13 PM

General Fund (10)

3000 Operation of Non-Instructional Services		Total
100 <u>Personnel Services – Salaries</u>		
100 Personnel Services – Salaries		761,102.00
Total Personnel Services – Salaries		\$761,102.00
200 <u>Personnel Services – Employee Benefits</u>		
220 Social Security Contributions		58,102.00
230 PSERS Retirement Contributions		236,459.00
250 Unemployment Compensation		4,277.00
260 Workers’ Compensation		7,618.00
270 Group Insurance – Self-Insurance		39,101.00
299 All Other Employee Benefits		4,557.00
Total Personnel Services – Employee Benefits		\$350,114.00
300 <u>Purchased Professional and Technical Services</u>		
322 Professional Educational Services – Ius		61,965.00
329 Professional Educational Services – Other		250.00
330 Other Professional Services		419,790.00
390 Other Purchased Professional and Technical Services		35,219.00
Total Purchased Professional and Technical Services		\$517,224.00
400 <u>Purchased Property Services</u>		
410 Cleaning Services		31,105.00
430 Repairs and Maintenance Services		8,303.00
440 Rentals		13,098.00
Total Purchased Property Services		\$52,506.00
500 <u>Other Purchased Services</u>		
510 Student Transportation Services		125,882.00
520 Insurance – General		10,680.00
549 Other Advertising/Public Relations		3,000.00
550 Printing and Binding		44,812.00
580 Travel		7,383.00
Total Other Purchased Services		\$191,757.00
600 <u>Supplies</u>		
610 General Supplies		200,760.00
630 Food		5,479.00
640 Books and Periodicals		26,721.00
650 Supplies & Fees – Technology Related		10,703.00
Total Supplies		\$243,663.00
700 <u>Property</u>		
752 Capital Equipment – Original and Additional		16,525.00
Total Property		\$16,525.00
800 <u>Other Objects</u>		
810 Dues and Fees		8,289.00
860 Grants To Municipal and Community Service Organizations		170,063.00

LEA : 113364002 Lancaster SD

Printed 12/22/2021 3:33:13 PM

General Fund (10)

3000 Operation of Non-Instructional Services

Total

800 Other Objects

890 Miscellaneous Expenditures

206.00

Total Other Objects	\$178,558.00
Total 3000 Operation of Non-Instructional Services	\$2,311,449.00

LEA : 113364002 Lancaster SD

Printed 12/22/2021 3:33:13 PM

General Fund (10)

3200 Student Activities

	<u>Elementary</u>	<u>Secondary</u>	<u>Federal</u>	<u>Total</u>
100 <u>Personnel Services – Salaries</u>				
100 Personnel Services – Salaries				718,243.00
Total Personnel Services – Salaries				\$718,243.00
200 <u>Personnel Services – Employee Benefits</u>				
220 Social Security Contributions				54,939.00
230 PSERS Retirement Contributions				221,667.00
250 Unemployment Compensation				4,239.00
260 Workers' Compensation				7,189.00
270 Group Insurance – Self-Insurance				28,120.00
299 All Other Employee Benefits				4,557.00
Total Personnel Services – Employee Benefits				\$320,711.00
300 <u>Purchased Professional and Technical Services</u>				
330 Other Professional Services				112,947.00
390 Other Purchased Professional and Technical Services				35,219.00
Total Purchased Professional and Technical Services				\$148,166.00
400 <u>Purchased Property Services</u>				
410 Cleaning Services				31,105.00
430 Repairs and Maintenance Services				8,303.00
440 Rentals				13,098.00
Total Purchased Property Services				\$52,506.00
500 <u>Other Purchased Services</u>				
510 Student Transportation Services				125,882.00
520 Insurance – General				10,680.00
549 Other Advertising/Public Relations				3,000.00
550 Printing and Binding				41,509.00
580 Travel				1,584.00
Total Other Purchased Services				\$182,655.00
600 <u>Supplies</u>				
610 General Supplies				143,360.00
630 Food				1,011.00
650 Supplies & Fees – Technology Related				9,953.00
Total Supplies				\$154,324.00
700 <u>Property</u>				
752 Capital Equipment – Original and Additional				16,525.00
Total Property				\$16,525.00
800 <u>Other Objects</u>				
810 Dues and Fees				8,289.00
890 Miscellaneous Expenditures				206.00
Total Other Objects				\$8,495.00
Total 3200 Student Activities				\$1,601,625.00

LEA : 113364002 Lancaster SD

Printed 12/22/2021 3:33:13 PM

General Fund (10)				
3300 Community Services	<u>Elementary</u>	<u>Secondary</u>	<u>Federal</u>	<u>Total</u>
100 <u>Personnel Services – Salaries</u>				
100 Personnel Services – Salaries			42,859.00	42,859.00
Total Personnel Services – Salaries			\$42,859.00	\$42,859.00
200 <u>Personnel Services – Employee Benefits</u>				
220 Social Security Contributions			3,163.00	3,163.00
230 PSERS Retirement Contributions			14,792.00	14,792.00
250 Unemployment Compensation			38.00	38.00
260 Workers' Compensation			429.00	429.00
270 Group Insurance – Self-Insurance			10,981.00	10,981.00
Total Personnel Services – Employee Benefits			\$29,403.00	\$29,403.00
300 <u>Purchased Professional and Technical Services</u>				
322 Professional Educational Services – lus			61,965.00	61,965.00
329 Professional Educational Services – Other			250.00	250.00
330 Other Professional Services			184,275.00	306,843.00
Total Purchased Professional and Technical Services			\$246,490.00	\$369,058.00
500 <u>Other Purchased Services</u>				
550 Printing and Binding				3,303.00
580 Travel				5,799.00
Total Other Purchased Services				\$9,102.00
600 <u>Supplies</u>				
610 General Supplies			21,634.00	57,400.00
630 Food			1,002.00	4,468.00
640 Books and Periodicals			26,721.00	26,721.00
650 Supplies & Fees – Technology Related			750.00	750.00
Total Supplies			\$50,107.00	\$89,339.00
800 <u>Other Objects</u>				
860 Grants To Municipal and Community Service Organizations				170,063.00
Total Other Objects				\$170,063.00
Total 3300 Community Services			\$368,859.00	\$709,824.00

LEA : 113364002 Lancaster SD

Printed 12/22/2021 3:33:19 PM

General Fund (10)

4000 Facilities Acquisition, Construction and Improvement Services		<u>Total</u>
300 <u>Purchased Professional and Technical Services</u>		
330 Other Professional Services	66,051.00	
Total Purchased Professional and Technical Services		\$66,051.00
400 <u>Purchased Property Services</u>		
450 Construction Services	642,889.00	
Total Purchased Property Services		\$642,889.00
700 <u>Property</u>		
752 Capital Equipment – Original and Additional	95,700.00	
Total Property		\$95,700.00
Total 4000 Facilities Acquisition, Construction and Improvement Services		\$804,640.00

LEA : 113364002 Lancaster SD

Printed 12/22/2021 3:33:19 PM

General Fund (10)

4600 Existing Building Improvement Services	<u>Elementary</u>	<u>Secondary</u>	<u>Federal</u>	<u>Total</u>
300 <u>Purchased Professional and Technical Services</u>				
330 Other Professional Services				66,051.00
Total Purchased Professional and Technical Services				\$66,051.00
400 <u>Purchased Property Services</u>				
450 Construction Services				642,889.00
Total Purchased Property Services				\$642,889.00
700 <u>Property</u>				
752 Capital Equipment – Original and Additional				95,700.00
Total Property				\$95,700.00
Total 4600 Existing Building Improvement Services				\$804,640.00

LEA : 113364002 Lancaster SD

Printed 12/22/2021 3:33:26 PM

General Fund (10)	
5000 Other Expenditures and Financing Uses	<u>Total</u>
800 <u>Other Objects</u>	
830 Interest	8,646,638.00
Total Other Objects	\$8,646,638.00
900 <u>Other Uses of Funds</u>	
910 Redemption of Principal	10,512,294.00
939 Other Fund Transfers	3,077,441.00
Total Other Uses of Funds	\$13,589,735.00
Total 5000 Other Expenditures and Financing Uses	\$22,236,373.00

LEA : 113364002 Lancaster SD

Printed 12/22/2021 3:33:26 PM

General Fund (10)

5100 Debt Service / Other Expenditures and Financing Uses	<u>Elementary</u>	<u>Secondary</u>	<u>Federal</u>	<u>Total</u>
800 <u>Other Objects</u>				
830 Interest			3,270,064.00	8,646,638.00
Total Other Objects			\$3,270,064.00	\$8,646,638.00
900 <u>Other Uses of Funds</u>				
910 Redemption of Principal			3,415,000.00	10,512,294.00
Total Other Uses of Funds			\$3,415,000.00	\$10,512,294.00
Total 5100 Debt Service / Other Expenditures and Financing Uses			\$6,685,064.00	\$19,158,932.00

LEA : 113364002 Lancaster SD

Printed 12/22/2021 3:33:26 PM

General Fund (10)

5110 Debt Service	<u>Elementary</u>	<u>Secondary</u>	<u>Federal</u>	<u>Total</u>
800 <u>Other Objects</u>				
830 Interest			3,270,064.00	8,646,638.00
Total Other Objects			\$3,270,064.00	\$8,646,638.00
900 <u>Other Uses of Funds</u>				
910 Redemption of Principal			3,415,000.00	10,512,294.00
Total Other Uses of Funds			\$3,415,000.00	\$10,512,294.00
Total 5110 Debt Service			\$6,685,064.00	\$19,158,932.00

LEA : 113364002 Lancaster SD

Printed 12/22/2021 3:33:26 PM

General Fund (10)

5200 Interfund Transfers – Out	<u>Elementary</u>	<u>Secondary</u>	<u>Federal</u>	<u>Total</u>
900 <u>Other Uses of Funds</u>				
939 Other Fund Transfers				3,077,441.00
Total Other Uses of Funds				\$3,077,441.00
Total 5200 Interfund Transfers – Out				\$3,077,441.00

LEA : 113364002 Lancaster SD

Printed 12/22/2021 3:33:26 PM

General Fund (10)

5240 Debt Service Fund Transfers	<u>Elementary</u>	<u>Secondary</u>	<u>Federal</u>	<u>Total</u>
900 <u>Other Uses of Funds</u>				
939 Other Fund Transfers				3,077,441.00
Total Other Uses of Funds				\$3,077,441.00
Total 5240 Debt Service Fund Transfers				\$3,077,441.00

LEA : 113364002 Lancaster SD

Printed 12/22/2021 3:33:08 PM

Other Capital Projects Fund (39)

2000 Support Services

Total

800 Other Objects
810 Dues and Fees

332,862.00

Total Other Objects	\$332,862.00
Total 2000 Support Services	\$332,862.00

[illegible][illegible][illegible]

332,862.00

\$332,862.00

\$332,862.00

LEA : 113364002 Lancaster SD

Printed 12/22/2021 3:33:08 PM

Other Capital Projects Fund (39)

2390 Other Administration Services

Elementary Secondary Federal Total

800 Other Objects

810 Dues and Fees 332,862.00

Total Other Objects \$332,862.00

Total 2390 Other Administration Services \$332,862.00

LEA : 113364002 Lancaster SD

Printed 12/22/2021 3:33:21 PM

Other Capital Projects Fund (39)

4000 Facilities Acquisition, Construction and Improvement Services

Total

300 Purchased Professional and Technical Services

330 Other Professional Services	1,696,074.00
---------------------------------	--------------

Total Purchased Professional and Technical Services	\$1,696,074.00
--	-----------------------

700 Property

752 Capital Equipment – Original and Additional	17,315,826.00
---	---------------

Total Property	\$17,315,826.00
-----------------------	------------------------

Total 4000 Facilities Acquisition, Construction and Improvement Services	\$19,011,900.00
---	------------------------

LEA : 113364002 Lancaster SD

Printed 12/22/2021 3:33:21 PM

Other Capital Projects Fund (39)

4200 Existing Site Improvement Services

Elementary

Secondary

Federal

Total

700 Property

752 Capital Equipment – Original and Additional

225,259.00

Total Property				\$225,259.00
Total 4200 Existing Site Improvement Services				\$225,259.00

LEA : 113364002 Lancaster SD

Printed 12/22/2021 3:33:21 PM

Other Capital Projects Fund (39)

4300 Architecture and Engineering Services / Educational Specifications Development – Original and Additional	<u>Elementary</u>	<u>Secondary</u>	<u>Federal</u>	<u>Total</u>
300 <u>Purchased Professional and Technical Services</u>				
330 Other Professional Services				930,691.00
Total Purchased Professional and Technical Services				\$930,691.00
Total 4300 Architecture and Engineering Services / Educational Specifications Development – Original and Additional				\$930,691.00

LEA : 113364002 Lancaster SD

Printed 12/22/2021 3:33:21 PM

Other Capital Projects Fund (39)

4400 Architecture and Engineering Services / Educational Specifications – Improvements	<u>Elementary</u>	<u>Secondary</u>	<u>Federal</u>	<u>Total</u>
300 <u>Purchased Professional and Technical Services</u>				
330 Other Professional Services				765,383.00
Total Purchased Professional and Technical Services				\$765,383.00
Total 4400 Architecture and Engineering Services / Educational Specifications – Improvements				\$765,383.00

LEA : 113364002 Lancaster SD

Printed 12/22/2021 3:33:21 PM

Other Capital Projects Fund (39)

4500 Building Acquisition and Construction Services – Original and Additional	<u>Elementary</u>	<u>Secondary</u>	<u>Federal</u>	<u>Total</u>
700 <u>Property</u>				
752 Capital Equipment – Original and Additional				15,992,518.00
Total Property				\$15,992,518.00
Total 4500 Building Acquisition and Construction Services – Original and Additional				\$15,992,518.00

LEA : 113364002 Lancaster SD

Printed 12/22/2021 3:33:21 PM

Other Capital Projects Fund (39)

4600 Existing Building Improvement Services

Elementary

Secondary

Federal

Total

700 Property

752 Capital Equipment – Original and Additional

1,098,049.00

Total Property

\$1,098,049.00

Total 4600 Existing Building Improvement Services

\$1,098,049.00

LEA : 113364002 Lancaster SD

Printed 12/22/2021 3:33:46 PM

	<u>General Fund(10)</u>	<u>Student Sponsored Activity Fund(21)</u>	<u>Public Purpose Trust(27)</u>	<u>Other Compt Approved (28)</u>	<u>Athletic / Activity(29)</u>
1000 <u>Instruction</u>					
1100 Regular Programs - Elementary / Secondary	93,951,483.00				
1200 Special Programs - Elementary / Secondary	35,302,164.00				
1300 Vocational Education	1,867,868.00				
1400 Other Instructional Programs - Elementary / Secondary	8,222,480.00				
1500 Nonpublic School Programs	398,846.00				
1700 Higher Education Programs for Secondary Students	58,377.00				
1800 Pre-Kindergarten	5,583,058.00				
Total Instruction	\$145,384,276.00				
2000 <u>Support Services</u>					
2100 Support Services - Students	13,650,928.00				
2200 Support Services - Instructional Staff	12,337,155.00				
2300 Support Services - Administration	11,409,782.00				
2400 Support Services - Pupil Health	2,983,058.00				
2500 Support Services - Business	3,042,686.00				
2600 Operation and Maintenance of Plant Services	23,592,788.00				
2700 Student Transportation Services	5,708,721.00				
2800 Support Services - Central	5,432,056.00				
2900 Other Support Services	46,884.00				
Total Support Services	\$78,204,058.00				
3000 <u>Operation of Non-Instructional Services</u>					
3200 Student Activities	1,601,625.00				
3300 Community Services	709,824.00				
Total Operation of Non-Instructional Services	\$2,311,449.00				
4000 <u>Facilities Acquisition, Construction and Improvement Services</u>					
4200 Existing Site Improvement Services					
4300 Architecture and Engineering Services / Educational Specifications Development - Original and Additional					
4400 Architecture and Engineering Services / Educational Specifications - Improvements					
4500 Building Acquisition and Construction Services - Original and Additional					
4600 Existing Building Improvement Services	804,640.00				
Total Facilities Acquisition, Construction and Improvement Services	\$804,640.00				
5000 <u>Other Expenditures and Financing Uses</u>					
5100 Debt Service / Other Expenditures and Financing Uses	19,158,932.00				
5200 Interfund Transfers - Out	3,077,441.00				

LEA : 113364002 Lancaster SD

Printed 12/22/2021 3:33:46 PM

	<u>Capital Reserve (690.1850)(31)</u>	<u>Capital Reserve (1431)(32)</u>	<u>Other Capital Projects Fund(39)</u>	<u>Debt Service(40)</u>	<u>Permanent(90)</u>
1000 <u>Instruction</u>					
1100 Regular Programs - Elementary / Secondary					
1200 Special Programs - Elementary / Secondary					
1300 Vocational Education					
1400 Other Instructional Programs - Elementary / Secondary					
1500 Nonpublic School Programs					
1700 Higher Education Programs for Secondary Students					
1800 Pre-Kindergarten					
Total Instruction					
2000 <u>Support Services</u>					
2100 Support Services - Students					
2200 Support Services - Instructional Staff					
2300 Support Services - Administration			332,862.00		
2400 Support Services - Pupil Health					
2500 Support Services - Business					
2600 Operation and Maintenance of Plant Services					
2700 Student Transportation Services					
2800 Support Services - Central					
2900 Other Support Services					
Total Support Services			\$332,862.00		
3000 <u>Operation of Non-Instructional Services</u>					
3200 Student Activities					
3300 Community Services					
Total Operation of Non-Instructional Services					
4000 <u>Facilities Acquisition, Construction and Improvement Services</u>					
4200 Existing Site Improvement Services			225,259.00		
4300 Architecture and Engineering Services / Educational Specifications Development - Original and Additional			930,691.00		
4400 Architecture and Engineering Services / Educational Specifications - Improvements			765,383.00		
4500 Building Acquisition and Construction Services - Original and Additional			15,992,518.00		
4600 Existing Building Improvement Services			1,098,049.00		
Total Facilities Acquisition, Construction and Improvement Services			\$19,011,900.00		
5000 <u>Other Expenditures and Financing Uses</u>					
5100 Debt Service / Other Expenditures and Financing Uses					
5200 Interfund Transfers - Out					

	<u>Total</u>
1000 <u>Instruction</u>	
1100 Regular Programs - Elementary / Secondary	93,951,483.00
1200 Special Programs - Elementary / Secondary	35,302,164.00
1300 Vocational Education	1,867,868.00
1400 Other Instructional Programs - Elementary / Secondary	8,222,480.00
1500 Nonpublic School Programs	398,846.00
1700 Higher Education Programs for Secondary Students	58,377.00
1800 Pre-Kindergarten	5,583,058.00
Total Instruction	\$145,384,276.00
2000 <u>Support Services</u>	
2100 Support Services - Students	13,650,928.00
2200 Support Services - Instructional Staff	12,337,155.00
2300 Support Services - Administration	11,742,644.00
2400 Support Services - Pupil Health	2,983,058.00
2500 Support Services - Business	3,042,686.00
2600 Operation and Maintenance of Plant Services	23,592,788.00
2700 Student Transportation Services	5,708,721.00
2800 Support Services - Central	5,432,056.00
2900 Other Support Services	46,884.00
Total Support Services	\$78,536,920.00
3000 <u>Operation of Non-Instructional Services</u>	
3200 Student Activities	1,601,625.00
3300 Community Services	709,824.00
Total Operation of Non-Instructional Services	\$2,311,449.00
4000 <u>Facilities Acquisition, Construction and Improvement Services</u>	
4200 Existing Site Improvement Services	225,259.00
4300 Architecture and Engineering Services / Educational Specifications Development - Original and Additional	930,691.00
4400 Architecture and Engineering Services / Educational Specifications - Improvements	765,383.00
4500 Building Acquisition and Construction Services - Original and Additional	15,992,518.00
4600 Existing Building Improvement Services	1,902,689.00
Total Facilities Acquisition, Construction and Improvement Services	\$19,816,540.00
5000 <u>Other Expenditures and Financing Uses</u>	
5100 Debt Service / Other Expenditures and Financing Uses	19,158,932.00
5200 Interfund Transfers - Out	3,077,441.00

LEA : 113364002 Lancaster SD

Printed 12/22/2021 3:33:46 PM

	<u>General Fund(10)</u>	<u>Student Sponsored Activity Fund(21)</u>	<u>Public Purpose Trust(27)</u>	<u>Other Compt Approved (28)</u>	<u>Athletic / Activity(29)</u>
Total Other Expenditures and Financing Uses	\$22,236,373.00				
TOTAL ACTUAL EXPENDITURES & OTHER FINANCING USES	\$248,940,796.00				

LEA : 113364002 Lancaster SD

Printed 12/22/2021 3:33:46 PM

	<u>Capital Reserve (690.1850)(31)</u>	<u>Capital Reserve (1431)(32)</u>	<u>Other Capital Projects Fund(39)</u>	<u>Debt Service(40)</u>	<u>Permanent(90)</u>
Total Other Expenditures and Financing Uses					
TOTAL ACTUAL EXPENDITURES & OTHER FINANCING USES			\$19,344,762.00		

	<u>Total</u>
Total Other Expenditures and Financing Uses	\$22,236,373.00
TOTAL ACTUAL EXPENDITURES & OTHER FINANCING USES	\$268,285,558.00

LEA : 113364002 Lancaster SD

Printed 12/22/2021 3:33:56 PM

PSERS Salary Data (Salary Data should relate to the General Fund only)

Amount	Description	Amount
	Total Salary Base for salaries subject to PSERS withholding	96,938,671.00
	Total Federally Funded salaries subject to PSERS withholding	5,917,411.00

Title I Expenditure Data

Amount	Description	Amount
	Expenditures Funded with Current Title I Funds	3,704,941.00
	Expenditures Funded with Carry over Title I Funds	639,698.00
Total Title I Expenditure Data		\$4,344,639.00

Title IV Revenue Data

Amount	Description	Amount
	Revenue from Title IV-A-1: Student Support and Academic Enrichment Grants	283,710.00
	Revenue from Title IV-B: 21st Century Community Learning Centers	467,695.00

Title V Revenue Data

Amount	Description	Amount
	Revenue from Title V-B-2: Rural and Low-Income School Programs	
	Revenue from Title V-B-1: Small Rural School Achievement (Directly from the Federal Govt)	

1 .	<u>Current Special Education Expenditures/Expenses within Functions 1000, 2000, 3100, and 3200</u>	29,596,091.00
2 .	<u>Current Special Education Expenditures for Instruction Functions 1000 and 3200</u>	29,596,091.00
3 .	<u>Current Special Education Expenditures for Pupil Support Services Function 2100</u>	
4 .	<u>Current Special Education Expenditures for Instructional Staff Support Services Function 2200</u>	
5 .	<u>Current Special Education Expenditures for Student Transportation Support Services Function 2700</u>	

Note: Do not report total Special Education expenditures for the functions listed above. Refer to the AFR User Manual for specific instructions on Funds/Functions/Objects to be included and excluded on each line.

Benefits for Staff Relative to Collective
Bargaining Agreements

	OBJECT	COVERED	NOT COVERED	TOTAL
10 General Fund				
	211 Medical Insurance			
	212 Dental Insurance			
	215 Eye Care Insurance			
	216 Prescription Insurance			
	271 Self-Insurance Medical Benefits	15,965,033.00	1,351,833.00	17,316,866.00
	272 Self-Insurance Dental Benefits	582,492.00	49,322.00	631,814.00
	275 Self-Insurance Eye Care Benefits	123,695.00	10,474.00	134,169.00
	276 Self-Insurance Prescription Benefits			
	FUND TOTAL	\$16,671,220.00	\$1,411,629.00	\$18,082,849.00
50 Enterprise Fund				
	211 Medical Insurance			
	212 Dental Insurance			
	215 Eye Care Insurance			
	216 Prescription Insurance			
	271 Self-Insurance Medical Benefits	469,740.00	27,231.00	496,971.00
	272 Self-Insurance Dental Benefits	16,315.00	946.00	17,261.00
	275 Self-Insurance Eye Care Benefits	3,306.00	192.00	3,498.00
	276 Self-Insurance Prescription Benefits			
	FUND TOTAL	\$489,361.00	\$28,369.00	\$517,730.00
60 Internal Service Fund				
	211 Medical Insurance			
	212 Dental Insurance			
	215 Eye Care Insurance			
	216 Prescription Insurance			
	271 Self-Insurance Medical Benefits	20,742,951.00	1,756,401.00	22,499,352.00
	272 Self-Insurance Dental Benefits	972,655.00	82,359.00	1,055,014.00
	275 Self-Insurance Eye Care Benefits	180,216.00	15,260.00	195,476.00
	276 Self-Insurance Prescription Benefits	1,198,983.00	101,523.00	1,300,506.00
	FUND TOTAL	\$23,094,805.00	\$1,955,543.00	\$25,050,348.00
Total of All Funds		\$40,255,386.00	\$3,395,541.00	\$43,650,927.00

LEA : 113364002 Lancaster SD

Printed 12/22/2021 3:34:10 PM

Function	Special Education (Prior Year)	Nonspecial Education (Prior Year)	Total (Prior Year)	Special Education (Current Year)	Nonspecial Education (Current Year)	Total (Current Year)
2120 Guidance Services	952,025.00	3,581,425.00	4,533,450.00	1,012,049.00	3,807,228.00	4,819,277.00
2140 Psychological Services	309,117.00	1,162,871.00	1,471,988.00	349,571.00	1,315,055.00	1,664,626.00
2150 Speech Pathology and Audiology Services						
2160 Social Work Services	193,107.00	726,452.00	919,559.00	196,288.00	738,416.00	934,704.00
2260 Instruction and Curriculum Development Services	493,479.00	1,856,420.00	2,349,899.00	355,157.00	1,336,067.00	1,691,224.00
2350 Legal and Accounting Services	36,851.00	382,864.00	419,715.00	56,060.00	213,146.00	269,206.00
2420 Medical Services	214,999.00	808,806.00	1,023,805.00	221,173.00	832,034.00	1,053,207.00
2440 Nursing Services	365,214.00	1,373,899.00	1,739,113.00	356,676.00	1,341,779.00	1,698,455.00
2700 Student Transportation Services	1,245,372.00	4,684,972.00	5,930,344.00	1,198,831.00	4,509,889.00	5,708,720.00
Total	\$3,810,164.00	\$14,577,709.00	\$18,387,873.00	\$3,745,805.00	\$14,093,614.00	\$17,839,419.00

LEA : 113364002 Lancaster SD

Printed 12/22/2021 3:34:15 PM

(PRINCIPAL AMOUNTS ONLY)

GOVERNMENTAL FUNDS/ ACTIVITIES

	Short-Term Borrowing	General Obligation Bonds/Notes	Authority Building Obligations	Other Long-Term Debt	Other Post- Employment Benefits (OPEB)	Compensated Absences	Net Pension Liability	Total
1. Debt at Beginning of Fiscal Year		162,194,000.00		6,081,710.00	39,383,996.00	4,277,972.00	293,219,414.00	505,157,092.00
2. Additional Debt Incurred During Year		22,755,000.00		6,045,422.00		798,415.00		29,598,837.00
3. Retirements and Repayments		6,185,000.00		7,397,630.00		365,661.00		13,948,291.00
4. Debt at End of Fiscal Year		178,764,000.00		4,729,502.00	39,383,996.00	4,710,726.00	293,219,414.00	520,807,638.00
5. Accreted Interest at End Of Fiscal Year								
6. Total Debt and Accreted Interest		178,764,000.00		4,729,502.00	39,383,996.00	4,710,726.00	293,219,414.00	520,807,638.00
7. Current Portion P&I - Due within 1 year		15,250,569.00		1,414,307.00		397,939.00		17,062,815.00
8. Interest Paid during current fiscal year		8,071,816.00		0.01				8,071,816.01

(PRINCIPAL AMOUNTS ONLY)

PROPRIETARY FUNDS

	Short-Term Borrowing	General Obligation Bonds/Notes	Authority Building Obligations	Other Long-Term Debt	Other Post- Employment Benefits (OPEB)	Compensated Absences	Net Pension Liability	Total
1. Debt at Beginning of Fiscal Year					230,148.00	50,648.00	5,066,586.00	5,347,382.00
2. Additional Debt Incurred During Year						5,065.00		5,065.00
3. Retirements and Repayments						14,834.00		14,834.00
4. Debt at End of Fiscal Year					230,148.00	40,879.00	5,066,586.00	5,337,613.00
5. Accreted Interest at End Of Fiscal Year								
6. Total Debt and Accreted Interest					230,148.00	40,879.00	5,066,586.00	5,337,613.00
7. Current Portion P&I - Due within 1 year						3,453.00		3,453.00
8. Interest Paid during current fiscal year								

LEA : 113364002 Lancaster SD

Printed 12/22/2021 3:34:15 PM

Total Principal and Interest Payments Made by Your School - All Funds

Function	Fund		Principal (910)	Principal (920)	Interest (830)	Total (Principal +Interest)	Misc Other Uses (990)
5110	10	General Fund	10,512,294.00		8,646,638.00	19,158,932.00	
5110	20	Special Revenue Funds					
5110	30	Capital Projects Funds					
5110	40	Debt Service Fund					
5110	90	Permanent Fund					
5120	10	General Fund					
5120	20	Special Revenue Funds					
5120	30	Capital Projects Funds					
5120	40	Debt Service Fund					
Total Debt Payments - Governmental Funds			\$10,512,294.00		\$8,646,638.00	\$19,158,932.00	

Function	Fund		Principal (910)	Principal (920)	Interest (830)	Total (Principal +Interest)
5110	50	Enterprise Fund				
5110	60	Internal Service Fund				
5120	50	Enterprise Fund				
5120	60	Internal Service Fund				
Total Debt Payments - Proprietary Funds						

LEA : 113364002 Lancaster SD

<u>Debt Details</u> <u>Governmental Funds/ Activities</u>		Principal Amounts Only				Current Portion Due Within One Year (Principal and Interest)	Interest Paid During Fiscal Year
Debt Category	Debt Issue Date (MM/YYYY)	Debt at Beginning of Fiscal Year	Additions	Reductions / Repayments	Debt at End of Fiscal Year		
General Obligation Bonds/Notes – CIB	12/2020		22,755,000.00		22,755,000.00	1,381,850.00	336,332.00
General Obligation Bonds/Notes – CIB	11/2019	21,370,000.00		880,000.00	20,490,000.00	1,919,950.00	1,038,950.00
General Obligation Bonds/Notes – CIB	11/2019	17,230,000.00		4,725,000.00	12,505,000.00	5,895,200.00	689,200.00
General Obligation Bonds/Notes – CIB	02/2019	9,995,000.00		5,000.00	9,990,000.00	439,970.00	435,070.00
General Obligation Bonds/Notes – CIB	12/2018	9,995,000.00		5,000.00	9,990,000.00	378,860.00	373,975.00
General Obligation Bonds/Notes – CIB	10/2016	19,985,000.00		5,000.00	19,980,000.00	1,002,925.00	998,025.00
General Obligation Bonds/Notes – CIB	10/2016	18,310,000.00		45,000.00	18,265,000.00	961,750.00	912,650.00
General Obligation Bonds/Notes – CIB	04/2011	520,000.00		520,000.00			17,550.00
General Obligation Bonds/Notes – CIB	08/2011	34,789,000.00			34,789,000.00	1,770,064.00	1,770,064.00
General Obligation Bonds/Notes – CIB	09/2010	30,000,000.00			30,000,000.00	1,500,000.00	1,500,000.00
Extended Term Financing Agreements		3,501,876.00	4,631,115.00	4,327,296.00	3,805,695.00		
Other Long Term Debt/Liabilities		2,579,834.00	1,414,307.00	3,070,334.00	923,807.00	1,414,307.00	0.01
Compensated Absences		4,277,972.00	798,415.00	365,661.00	4,710,726.00	397,939.00	
Other Post-Employment Benefits (OPEB)		39,383,996.00			39,383,996.00		
Net Pension Liability		293,219,414.00			293,219,414.00		
Totals for Debt Entered:		\$505,157,092.00	\$29,598,837.00	\$13,948,291.00	\$520,807,638.00	\$17,062,815.00	\$8,071,816.01

<u>Bond Details</u> <u>Proprietary Funds</u>		Principal Amounts Only				Current Portion Due Within One Year (Principal and Interest)	Interest Paid During Fiscal Year
Debt Category	Debt Issue Date (MM/YYYY)	Debt at Beginning of Fiscal Year	Additions	Reductions / Repayments	Debt at End of Fiscal Year		
Compensated Absences		50,648.00	5,065.00	14,834.00	40,879.00	3,453.00	
Other Post-Employment Benefits (OPEB)		230,148.00			230,148.00		
Net Pension Liability		5,066,586.00			5,066,586.00		
Totals for Debt Entered:		\$5,347,382.00	\$5,065.00	\$14,834.00	\$5,337,613.00	\$3,453.00	

LEA : 113364002 Lancaster SD

Printed 12/22/2021 3:34:18 PM

General Fund (10)

Section 1: Tuition/Purchased Services as Reported within Expenditure Detail	Amount
Tuition Reported in General Fund Expenditures 1000-560	11,184,796.00
Purchased Services in General Fund Expenditures 1000-594 and 1000-597	4,264.00
Section 1 Total	\$11,189,060.00

Section 2: Tuition Paid to Institution Types During Fiscal Year	Tuition Paid For Nonspecial Education	Tuition Paid For Special Education	Total
1 1306 Institutions	247,765.00	278,421.00	526,186.00
2 Institutionalized Children's Programs		4,264.00	4,264.00
3 Juveniles Incarcerated in Adult Facilities			
4 Residential Treatment Facilities			
5 Other Local Education Agencies			
6 Brick and Mortar Charter Schools	2,230,218.00	1,784,822.00	4,015,040.00
7 Cyber Charter Schools	3,448,914.00	1,756,280.00	5,205,194.00
8 Career and Technology Centers	641,666.00		641,666.00
9 Approved Private Schools			
10 PA Chartered Schools for the Deaf and Blind			
11 Private Residential Rehabilitative Institutions	19,719.00		19,719.00
12 Juvenile Detention Centers			
13 Special Program Jointures			
14 Other Tuition Not Included Elsewhere In This Section	190,570.00	586,421.00	776,991.00
Section 2 Total	\$6,778,852.00	\$4,410,208.00	\$11,189,060.00

LEA : 113364002 Lancaster SD

Printed 12/22/2021 3:34:28 PM

Food Service / Cafeteria Operations Fund (51)

3000 Operation of Non-Instructional Services		<u>Total</u>
100 <u>Personnel Services – Salaries</u>		
100 Personnel Services – Salaries	1,090,342.00	
Total Personnel Services – Salaries		\$1,090,342.00
200 <u>Personnel Services – Employee Benefits</u>		
220 Social Security Contributions	77,377.00	
230 PSERS Retirement Contributions	628,595.00	
250 Unemployment Compensation	2,935.00	
260 Workers' Compensation	10,874.00	
270 Group Insurance – Self-Insurance	520,930.00	
Total Personnel Services – Employee Benefits		\$1,240,711.00
400 <u>Purchased Property Services</u>		
430 Repairs and Maintenance Services	40,239.00	
Total Purchased Property Services		\$40,239.00
500 <u>Other Purchased Services</u>		
580 Travel	382.00	
Total Other Purchased Services		\$382.00
600 <u>Supplies</u>		
610 General Supplies	172,233.00	
620 Energy	12,527.00	
630 Food	1,642,710.00	
650 Supplies & Fees – Technology Related	9,519.00	
Total Supplies		\$1,836,989.00
700 <u>Property</u>		
740 Depreciation	72,296.00	
Total Property		\$72,296.00
800 <u>Other Objects</u>		
810 Dues and Fees	714.00	
Total Other Objects		\$714.00
Total 3000 Operation of Non-Instructional Services		\$4,281,673.00

LEA : 113364002 Lancaster SD

Printed 12/22/2021 3:34:28 PM

Food Service / Cafeteria Operations Fund (51)

3100 Food Services	<u>Elementary</u>	<u>Secondary</u>	<u>Federal</u>	<u>Total</u>
100 <u>Personnel Services – Salaries</u>				
100 Personnel Services – Salaries				1,090,342.00
Total Personnel Services – Salaries				\$1,090,342.00
200 <u>Personnel Services – Employee Benefits</u>				
220 Social Security Contributions				77,377.00
230 PSERS Retirement Contributions				628,595.00
250 Unemployment Compensation				2,935.00
260 Workers' Compensation				10,874.00
270 Group Insurance – Self-Insurance				520,930.00
Total Personnel Services – Employee Benefits				\$1,240,711.00
400 <u>Purchased Property Services</u>				
430 Repairs and Maintenance Services				40,239.00
Total Purchased Property Services				\$40,239.00
500 <u>Other Purchased Services</u>				
580 Travel				382.00
Total Other Purchased Services				\$382.00
600 <u>Supplies</u>				
610 General Supplies				172,233.00
620 Energy				12,527.00
630 Food				1,642,710.00
650 Supplies & Fees – Technology Related				9,519.00
Total Supplies				\$1,836,989.00
700 <u>Property</u>				
740 Depreciation				72,296.00
Total Property				\$72,296.00
800 <u>Other Objects</u>				
810 Dues and Fees				714.00
Total Other Objects				\$714.00
Total 3100 Food Services				\$4,281,673.00

LEA : 113364002 Lancaster SD

Printed 12/22/2021 3:34:31 PM

Food Service / Cafeteria Operations Fund (51)

5000 Other Expenditures and Financing Uses

Total

900 Other Uses of Funds

900 Other Uses of Funds	175,043.00
-------------------------	------------

Total Other Uses of Funds	\$175,043.00
---------------------------	--------------

Total 5000 Other Expenditures and Financing Uses	\$175,043.00
--	--------------

LEA : 113364002 Lancaster SD

Printed 12/22/2021 3:34:31 PM

Food Service / Cafeteria Operations Fund (51)

5200 Interfund Transfers – Out	<u>Elementary</u>	<u>Secondary</u>	<u>Federal</u>	<u>Total</u>
900 <u>Other Uses of Funds</u>				
900 Other Uses of Funds				175,043.00
Total Other Uses of Funds				\$175,043.00
Total 5200 Interfund Transfers – Out				\$175,043.00

LEA : 113364002 Lancaster SD

Printed 12/22/2021 3:34:31 PM

Food Service / Cafeteria Operations Fund (51)

5210 General Fund Transfers	<u>Elementary</u>	<u>Secondary</u>	<u>Federal</u>	<u>Total</u>
900 <u>Other Uses of Funds</u>				
900 Other Uses of Funds				175,043.00
Total Other Uses of Funds				\$175,043.00
Total 5210 General Fund Transfers				\$175,043.00

LEA : 113364002 Lancaster SD

Printed 12/22/2021 3:34:23 PM

Internal Service Fund (60)

		<u>Total</u>
2000 Support Services		
200 <u>Personnel Services – Employee Benefits</u>		
270 Group Insurance – Self-Insurance		25,224,223.00
Total Personnel Services – Employee Benefits		\$25,224,223.00
300 <u>Purchased Professional and Technical Services</u>		
330 Other Professional Services		1,208,831.00
Total Purchased Professional and Technical Services		\$1,208,831.00
600 <u>Supplies</u>		
610 General Supplies		185.00
Total Supplies		\$185.00
800 <u>Other Objects</u>		
810 Dues and Fees		82,023.00
Total Other Objects		\$82,023.00
Total 2000 Support Services		\$26,515,262.00

LEA : 113364002 Lancaster SD

Printed 12/22/2021 3:34:23 PM

Internal Service Fund (60)

2300 Support Services – Administration	<u>Elementary</u>	<u>Secondary</u>	<u>Federal</u>	<u>Total</u>
200 <u>Personnel Services – Employee Benefits</u>				
270 Group Insurance – Self-Insurance				25,224,223.00
Total Personnel Services – Employee Benefits				\$25,224,223.00
300 <u>Purchased Professional and Technical Services</u>				
330 Other Professional Services				1,208,831.00
Total Purchased Professional and Technical Services				\$1,208,831.00
800 <u>Other Objects</u>				
810 Dues and Fees				38,512.00
Total Other Objects				\$38,512.00
Total 2300 Support Services – Administration				\$26,471,566.00

LEA : 113364002 Lancaster SD

Printed 12/22/2021 3:34:23 PM

Internal Service Fund (60)

2390 Other Administration Services	<u>Elementary</u>	<u>Secondary</u>	<u>Federal</u>	<u>Total</u>
200 <u>Personnel Services – Employee Benefits</u>				
270 Group Insurance – Self-Insurance				25,224,223.00
Total Personnel Services – Employee Benefits				\$25,224,223.00
300 <u>Purchased Professional and Technical Services</u>				
330 Other Professional Services				1,208,831.00
Total Purchased Professional and Technical Services				\$1,208,831.00
800 <u>Other Objects</u>				
810 Dues and Fees				38,512.00
Total Other Objects				\$38,512.00
Total 2390 Other Administration Services				\$26,471,566.00

LEA : 113364002 Lancaster SD

Printed 12/22/2021 3:34:23 PM

Internal Service Fund (60)

2800 Support Services – Central

Elementary Secondary Federal Total

600 <u>Supplies</u>				
610 General Supplies				185.00
Total Supplies				\$185.00
800 <u>Other Objects</u>				
810 Dues and Fees				43,511.00
Total Other Objects				\$43,511.00
Total 2800 Support Services – Central				\$43,696.00

LEA : 113364002 Lancaster SD

Printed 12/22/2021 3:34:23 PM

Internal Service Fund (60)

2830 Staff Services	<u>Elementary</u>	<u>Secondary</u>	<u>Federal</u>	<u>Total</u>
600 <u>Supplies</u>				
610 General Supplies				185.00
Total Supplies				\$185.00
800 <u>Other Objects</u>				
810 Dues and Fees				43,511.00
Total Other Objects				\$43,511.00
Total 2830 Staff Services				\$43,696.00

LEA : 113364002 Lancaster SD

Printed 12/22/2021 3:34:23 PM

Internal Service Fund (60)				
2835 Health Services	<u>Elementary</u>	<u>Secondary</u>	<u>Federal</u>	<u>Total</u>
800 <u>Other Objects</u>				
810 Dues and Fees				43,511.00
Total Other Objects				\$43,511.00
Total 2835 Health Services				\$43,511.00

LEA : 113364002 Lancaster SD

Printed 12/22/2021 3:34:23 PM

Internal Service Fund (60)				
2839 Other Staff Services	<u>Elementary</u>	<u>Secondary</u>	<u>Federal</u>	<u>Total</u>
600 <u>Supplies</u>				
610 General Supplies				185.00
Total Supplies				\$185.00
Total 2839 Other Staff Services				\$185.00

	<u>Food Service(51)</u>	<u>Child Care Operations(52)</u>	<u>Other Enterprise(58)</u>	<u>Internal Service(60)</u>	<u>Total</u>
2000 <u>Support Services</u>					
2300 Support Services - Administration				26,471,566.00	26,471,566.00
2800 Support Services - Central				43,696.00	43,696.00
Total Support Services				\$26,515,262.00	\$26,515,262.00
3000 <u>Operation of Non-Instructional Services</u>					
3100 Food Services	4,281,673.00				4,281,673.00
Total Operation of Non-Instructional Services	\$4,281,673.00				\$4,281,673.00
5000 <u>Other Expenditures and Financing Uses</u>					
5200 Interfund Transfers - Out	175,043.00				175,043.00
Total Other Expenditures and Financing Uses	\$175,043.00				\$175,043.00
TOTAL ACTUAL EXPENDITURES & OTHER FINANCING USES	\$4,456,716.00			\$26,515,262.00	\$30,971,978.00

LEA : 113364002 Lancaster SD

Printed 12/22/2021 3:34:50 PM

Fund	School	School Number	Local Personnel	Local Nonpersonnel	State Personnel	State Nonpersonnel	Federal Personnel	Federal Nonpersonnel	Total	Explanation
10	Burrowes El Sch	2598	1,571,698.00	454,841.00	2,026,232.00	586,215.00	241,027.00	378,602.00	5,258,615.00	
	Carter and MacRae El Sch	7182	2,378,256.00	665,463.00	3,066,047.00	857,705.00	411,213.00	489,438.00	7,868,122.00	
	Fulton El Sch	2581	1,942,668.00	562,524.00	2,504,487.00	724,997.00	326,322.00	513,499.00	6,574,497.00	
	Hamilton El Sch	2592	2,007,174.00	651,861.00	2,587,647.00	840,104.00	569,669.00	631,336.00	7,287,791.00	
	Jackson MS	2593	4,166,087.00	688,757.00	5,370,916.00	887,944.00	569,543.00	676,640.00	12,359,887.00	
	King El Sch	5056	2,405,708.00	610,465.00	3,101,437.00	786,771.00	489,990.00	567,127.00	7,961,498.00	
	Lafayette El Sch	2584	2,637,532.00	733,893.00	3,400,304.00	945,838.00	403,446.00	679,672.00	8,800,685.00	
	Lincoln MS	2595	4,201,297.00	765,463.00	5,416,310.00	986,835.00	450,671.00	709,589.00	12,530,165.00	
	Martin School	2599	3,817,580.00	1,100,875.00	4,921,622.00	1,418,820.00	542,361.00	973,655.00	12,774,913.00	
	McCaskey Campus	2596	15,687,379.00	4,217,167.00	20,224,159.00	5,435,164.00	1,728,039.00	4,138,054.00	51,429,962.00	
	Phoenix Academy	7922	382,981.00	2,431,238.00	493,739.00	3,134,168.00	109,661.00	430,633.00	6,982,420.00	
	Price El Sch	6762	2,383,838.00	667,145.00	3,073,242.00	859,817.00	602,051.00	635,890.00	8,221,983.00	
	Reynolds MS	2594	3,758,677.00	725,248.00	4,845,684.00	934,989.00	609,886.00	660,746.00	11,535,230.00	
	Ross El Sch	2587	1,595,112.00	404,563.00	2,056,417.00	521,413.00	289,379.00	341,326.00	5,208,210.00	
	Smith-Wade El Sch	2597	1,815,891.00	528,240.00	2,341,046.00	680,794.00	283,715.00	488,342.00	6,138,028.00	
	Washington El Sch	2589	2,999,240.00	802,065.00	3,866,619.00	1,033,728.00	525,361.00	665,091.00	9,892,104.00	
	Wharton El Sch	2590	1,928,698.00	284,180.00	2,486,477.00	366,159.00	339,403.00	487,002.00	5,891,919.00	
	Wheatland MS	2600	4,060,300.00	1,044,889.00	5,234,536.00	1,347,070.00	894,269.00	832,103.00	13,413,167.00	
	Wickersham El Sch	2591	2,146,113.00	495,113.00	2,766,768.00	638,094.00	371,289.00	493,027.00	6,910,404.00	
Total			61,886,229.00	17,833,990.00	79,783,689.00	22,986,625.00	9,757,295.00	14,791,772.00	207,039,600.00	

	<u>Nonspecial Education</u>	<u>Special Education</u>
1000 <u>Instruction</u>		
1400 Other Instructional Programs - Elementary / Secondary	69,713.00	37,925.00
Total Instruction	\$69,713.00	\$37,925.00
2000 <u>Support Services</u>		
2100 Support Services - Students	10,320.00	5,615.00
Total Support Services	\$10,320.00	\$5,615.00
TOTAL ACTUAL EXPENDITURES & OTHER FINANCING USES	\$80,033.00	\$43,540.00

LEA : 113364002 Lancaster SD

Printed 12/22/2021 3:34:58 PM

1000 Instruction

100 Personnel Services - Salaries

100 Personnel Services - Salaries

41,428.00 22,539.00

Total Personnel Services - Salaries

\$41,428.00 \$22,539.00

200 Personnel Services - Employee Benefits

220 Social Security Contributions

3,028.00 1,647.00

230 PSERS Retirement Contributions

14,331.00 7,796.00

250 Unemployment Compensation

49.00 26.00

260 Workers' Compensation

414.00 225.00

270 Group Insurance - Self-Insurance

8,872.00 4,826.00

Total Personnel Services - Employee Benefits

\$26,694.00 \$14,520.00

600 Supplies

610 General Supplies

1,591.00 866.00

Total Supplies

\$1,591.00 \$866.00

Total 1000 Instruction

\$69,713.00 \$37,925.00

LEA : 113364002 Lancaster SD

Printed 12/22/2021 3:34:58 PM

1400 Other Instructional Programs - Elementary / Secondary

Nonspecial Education

Special Education

100 <u>Personnel Services - Salaries</u>		
100 Personnel Services - Salaries	41,428.00	22,539.00
Total Personnel Services - Salaries	\$41,428.00	\$22,539.00
200 <u>Personnel Services - Employee Benefits</u>		
220 Social Security Contributions	3,028.00	1,647.00
230 PSERS Retirement Contributions	14,331.00	7,796.00
250 Unemployment Compensation	49.00	26.00
260 Workers' Compensation	414.00	225.00
270 Group Insurance - Self-Insurance	8,872.00	4,826.00
Total Personnel Services - Employee Benefits	\$26,694.00	\$14,520.00
600 <u>Supplies</u>		
610 General Supplies	1,591.00	866.00
Total Supplies	\$1,591.00	\$866.00
Total 1400 Other Instructional Programs - Elementary / Secondary	\$69,713.00	\$37,925.00

LEA : 113364002 Lancaster SD

Printed 12/22/2021 3:34:58 PM

1440 Alternative Regular Education Programs	<u>Nonspecial Education</u>	<u>Special Education</u>
100 <u>Personnel Services - Salaries</u>		
100 Personnel Services - Salaries	41,428.00	22,539.00
Total Personnel Services - Salaries	\$41,428.00	\$22,539.00
200 <u>Personnel Services - Employee Benefits</u>		
220 Social Security Contributions	3,028.00	1,647.00
230 PSERS Retirement Contributions	14,331.00	7,796.00
250 Unemployment Compensation	49.00	26.00
260 Workers' Compensation	414.00	225.00
270 Group Insurance - Self-Insurance	8,872.00	4,826.00
Total Personnel Services - Employee Benefits	\$26,694.00	\$14,520.00
600 <u>Supplies</u>		
610 General Supplies	1,591.00	866.00
Total Supplies	\$1,591.00	\$866.00
Total 1440 Alternative Regular Education Programs	\$69,713.00	\$37,925.00

LEA : 113364002 Lancaster SD

Printed 12/22/2021 3:34:58 PM

1441 Adjudicated / Court-Placed Programs	<u>Nonspecial Education</u>	<u>Special Education</u>
100 <u>Personnel Services - Salaries</u>		
100 Personnel Services - Salaries	41,428.00	22,539.00
Total Personnel Services - Salaries	\$41,428.00	\$22,539.00
200 <u>Personnel Services - Employee Benefits</u>		
220 Social Security Contributions	3,028.00	1,647.00
230 PSERS Retirement Contributions	14,331.00	7,796.00
250 Unemployment Compensation	49.00	26.00
260 Workers' Compensation	414.00	225.00
270 Group Insurance - Self-Insurance	8,872.00	4,826.00
Total Personnel Services - Employee Benefits	\$26,694.00	\$14,520.00
600 <u>Supplies</u>		
610 General Supplies	1,591.00	866.00
Total Supplies	\$1,591.00	\$866.00
Total 1441 Adjudicated / Court-Placed Programs	\$69,713.00	\$37,925.00

LEA : 113364002 Lancaster SD

Printed 12/22/2021 3:34:58 PM

2000 Support Services

100 <u>Personnel Services - Salaries</u>		
100 Personnel Services - Salaries	6,985.00	3,800.00
Total Personnel Services - Salaries	\$6,985.00	\$3,800.00
200 <u>Personnel Services - Employee Benefits</u>		
220 Social Security Contributions	529.00	288.00
230 PSERS Retirement Contributions	2,180.00	1,186.00
250 Unemployment Compensation	5.00	3.00
260 Workers' Compensation	70.00	38.00
270 Group Insurance - Self-Insurance	551.00	300.00
Total Personnel Services - Employee Benefits	\$3,335.00	\$1,815.00
Total 2000 Support Services	\$10,320.00	\$5,615.00

LEA : 113364002 Lancaster SD

Printed 12/22/2021 3:34:58 PM

2100 Support Services - Students	<u>Nonspecial Education</u>	<u>Special Education</u>
100 <u>Personnel Services - Salaries</u>		
100 Personnel Services - Salaries	6,985.00	3,800.00
Total Personnel Services - Salaries	\$6,985.00	\$3,800.00
200 <u>Personnel Services - Employee Benefits</u>		
220 Social Security Contributions	529.00	288.00
230 PSERS Retirement Contributions	2,180.00	1,186.00
250 Unemployment Compensation	5.00	3.00
260 Workers' Compensation	70.00	38.00
270 Group Insurance - Self-Insurance	551.00	300.00
Total Personnel Services - Employee Benefits	\$3,335.00	\$1,815.00
Total 2100 Support Services - Students	\$10,320.00	\$5,615.00

LEA : 113364002 Lancaster SD

Printed 12/22/2021 3:34:58 PM

2110 Supervision of Student Services	<u>Nonspecial Education</u>	<u>Special Education</u>
100 <u>Personnel Services - Salaries</u>		
100 Personnel Services - Salaries	6,985.00	3,800.00
Total Personnel Services - Salaries	\$6,985.00	\$3,800.00
200 <u>Personnel Services - Employee Benefits</u>		
220 Social Security Contributions	529.00	288.00
230 PSERS Retirement Contributions	2,180.00	1,186.00
250 Unemployment Compensation	5.00	3.00
260 Workers' Compensation	70.00	38.00
270 Group Insurance - Self-Insurance	551.00	300.00
Total Personnel Services - Employee Benefits	\$3,335.00	\$1,815.00
Total 2110 Supervision of Student Services	\$10,320.00	\$5,615.00

LEA : 113364002 Lancaster SD

Printed 12/22/2021 3:34:58 PM

2119 Supervision of Student Services - All Other Supervision

	<u>Nonspecial Education</u>	<u>Special Education</u>
100 Personnel Services - Salaries		
100 Personnel Services - Salaries	6,985.00	3,800.00
Total Personnel Services - Salaries	\$6,985.00	\$3,800.00
200 Personnel Services - Employee Benefits		
220 Social Security Contributions	529.00	288.00
230 PSERS Retirement Contributions	2,180.00	1,186.00
250 Unemployment Compensation	5.00	3.00
260 Workers' Compensation	70.00	38.00
270 Group Insurance - Self-Insurance	551.00	300.00
Total Personnel Services - Employee Benefits	\$3,335.00	\$1,815.00
Total 2119 Supervision of Student Services - All Other Supervision	\$10,320.00	\$5,615.00

LEA : 113364002 Lancaster SD

Printed 12/22/2021 3:35:01 PM

	<u>Nonspecial Education</u>	<u>Special Education</u>
8000 Revenue from Federal Sources		
Total Revenue from Federal Sources	\$5,401	\$2,939
Total	\$5,401	\$2,939
TOTAL REVENUES	\$5,401	\$2,939

LEA : 113364002 Lancaster SD

Printed 12/22/2021 3:35:06 PM

	<u>Nonspecial Education</u>	<u>Special Education</u>
8000 Revenue from Federal Sources		
8514 NCLB, Title I - Improving the Academic Achievement of the Disadvantaged	5,401	2,939
Total Revenue from Federal Sources	\$5,401	\$2,939
TOTAL	\$5,401	\$2,939
TOTAL REVENUES	\$5,401	\$2,939